

Town of Hamilton



Quarterly Report Finance Department

Marisa Batista, Finance Director/Town Accountant

Fiscal Year 2018

As of March 31, 2018

**TOWN OF HAMILTON, MA
FINANCIAL UPDATE
FISCAL YEAR 2018**

TABLE OF CONTENTS

General Fund - Estimated Revenues & Appropriations.....	1
General Fund - Revenue Comparative Report.....	2
General Fund - Revenue History.....	3
General Fund - Appropriations Summary.....	6
General Fund - Expenditures Comparative Report.....	7
General Fund - Expenditures History.....	12
Education Costs History.....	14
Retirement Costs History.....	15
Health Insurance Costs History.....	16
Reserves/Available Funds.....	17
General Fund - Free Cash Activity.....	18
General Fund - Reserve Fund Transfers.....	19
Capital Project Funds Summary.....	20
Special Revenue Funds Summary.....	21
Community Preservation Fund.....	22
M.G.L. Chapter 44 Section 53e 1/2 - Revolving Funds.....	25
Trust Funds Summary.....	26
Stabilization Funds.....	27
Other Post Employment Benefits Fund.....	29

Affordable Housing Trust Fund.....	30
Patton Homestead Trust/Gift Fund.....	31
Water Enterprise Fund.....	32
Water Enterprise Fund - Budget-to-Actual.....	33

**TOWN OF HAMILTON, MASSACHUSETTS
GENERAL FUND BUDGET - ESTIMATED REVENUES & APPROPRIATIONS
FISCAL YEAR 2018**

ESTIMATED REVENUES	% of Budget	APPROPRIATIONS	% of Budget	
Property Taxes:		General Government	2,010,911 6.81%	
Property Tax Revenue	25,600,839	86.55%	Public Safety	2,767,049 9.38%
Overlay/Allowance for Abatements	(192,568)	-0.65%	Department of Public Works	1,786,671 6.05%
Total Property Taxes	25,408,271	85.90%	Health & Human Services	306,490 1.04%
State Revenue:		Culture & Recreation	877,111 2.97%	
State Aid - Cherry Sheet	865,826	2.93%	Public Education:	
State Aid - Cherry Sheet (offsets)	(12,087)	-0.04%	HWRSD	16,776,063 56.84%
Total State Revenue	853,739	2.89%	Essex NS Agric & Tech School	205,594 0.70%
Local Receipts:		School Debt	650,901 2.21%	
Motor Excise Taxes	1,114,000	3.77%	Undistributed:	
Boat Excise Taxes	2,000	0.01%	Retirement	789,304 2.67%
Meals Tax	68,000	0.23%	Health & Life Insurance	867,759 2.94%
Penalties & Interest on Taxes	85,000	0.29%	Property & Casualty Insurance	221,193 0.75%
Payment in Lieu of Taxes (PILOT)	32,000	0.11%	Medicare/Unemployment/Other	91,377 0.31%
Other Charges for Services	94,000	0.32%	Funded Debt	982,638 3.33%
Fees	150	0.00%	Total Operating	28,333,061
Rentals	22,260	0.08%		
Libraries	11,000	0.04%	Capital:	
Cemetery	12,000	0.04%	Funded by Free Cash	- 0.00%
Other Departmental	192,600	0.65%	Funded by Stabilization Funds	- 0.00%
Licenses and Permits	218,000	0.74%	Funded by Other	754,961 2.56%
Fines and Forfeitures	10,000	0.03%	Total Capital	754,961
Investment Income	8,000	0.03%		
Miscellaneous Non-Recurring	22,000	0.07%	Other:	
Total Local Receipts	1,891,010	6.39%	Unallocated Wages Increases	596 0.00%
Total Revenue	28,153,020	95.18%	Unappropriated:	
			State & County Assessments	237,134 0.80%
Transfers from Other Funds:			Total Expenditures	29,325,752
Sale of Cemetery Lots	2,000	0.01%		
Cemetery Perpetual Care	-	0.00%	Transfers to Other Funds:	
Stabilization	-	0.00%	Special Revenue	22,422 0.08%
Total Transfers In	2,000	0.01%	OPEB Trust	100,000 0.34%
			Hamilton Development Corporation	65,000 0.22%
Transfers from Enterprise:			Total Transfers Out	187,422
Water Enterprise (Indirects)	386,157	1.31%		
Waste Enterprise (Close-out)	79,557	0.27%		
Total Transfers In	465,714	1.57%		
Reserves:				
Free Cash - reduce tax rate	725,000	2.45%		
Free Cash - operating/capital	232,036	0.78%		
F/B - Overlay Surplus	-	0.00%		
Total Reserves	957,036	3.24%		
TOTAL ESTIMATED REVENUE	29,577,770	100.00%	TOTAL APPROPRIATIONS	29,513,175
				100%

**TOWN OF HAMILTON, MA
GENERAL FUND REVENUE - COMPARATIVE REPORT
FISCAL YEAR 2018 AND FISCAL YEAR 2017**

	FISCAL YEAR 2018 (AS OF MARCH 31, 2018)				FISCAL YEAR 2017 (AS OF MARCH 31, 2017)			
	Revised Budget	Actual	(Under)/Over Budget	% of Budget Received	Revised Budget	Actual	(Under)/Over Budget	% of Budget Received
PROPERTY TAXES								
Property Taxes	25,600,839.00	20,243,399.41	(5,357,439.59)		25,162,290.36	18,721,572.85	(6,440,717.51)	
Tax Title Liens	-	90,065.76	90,065.76		-	82,805.39	82,805.39	
Tax Foreclosures	-	217.89	217.89		-	91.35	91.35	
Allowance for Abatements (budgetary only)	(192,567.73)	-	192,567.73		(192,869.00)	-	192,869.00	
Total Property Taxes	25,408,271.27	20,333,683.06	(5,074,588.21)	80.03%	24,969,421.36	18,804,469.59	(6,164,951.77)	75.31%
STATE AID								
Cherry Sheet Revenue	853,739.00	638,143.00	(215,596.00)		806,173.00	542,330.00	(263,843.00)	
Federal Revenue Direct	-	-	-		-	-	-	
Total State Aid	853,739.00	638,143.00	(215,596.00)	74.75%	806,173.00	542,330.00	(263,843.00)	67.27%
LOCAL RECEIPTS								
Motor Vehicle & Boat Excise	1,116,000.00	962,500.73	(153,499.27)		1,102,000.00	993,579.94	(108,420.06)	
Other Excise - Meals Tax	68,000.00	58,279.29	(9,720.71)		65,000.00	55,896.12	(9,103.88)	
Penalties & Interest	85,000.00	67,155.00	(17,845.00)		85,000.00	55,062.04	(29,937.96)	
Payments in Lieu of Taxes	32,000.00	32,588.64	588.64		42,000.00	39,324.21	(2,675.79)	
Other Charges for Services	94,000.00	72,490.03	(21,509.97)		60,000.00	2,047.44	(57,952.56)	
Fees	150.00	660.00	510.00		750.00	28.00	(722.00)	
Rentals	22,260.00	12,000.00	(10,260.00)		21,000.00	13,260.00	(7,740.00)	
Libraries	11,000.00	12,211.48	1,211.48		12,000.00	6,041.04	(5,958.96)	
Cemetery	12,000.00	9,350.00	(2,650.00)		9,000.00	14,750.00	5,750.00	
Other Departmental Revenue	192,600.00	65,884.01	(126,715.99)		165,000.00	55,327.82	(109,672.18)	
Licenses & Permits	218,000.00	134,505.41	(83,494.59)		215,000.00	142,998.05	(72,001.95)	
Fines & Forfeitures	10,000.00	5,140.00	(4,860.00)		9,500.00	6,982.50	(2,517.50)	
Investment Earnings	8,000.00	13,785.73	5,785.73		8,000.00	6,573.31	(1,426.69)	
Miscellaneous	22,000.00	78,845.41	56,845.41		38,000.00	63,556.24	25,556.24	
Total Local Receipts	1,891,010.00	1,525,395.73	(365,614.27)	80.67%	1,832,250.00	1,455,426.71	(376,823.29)	79.43%
TOTAL REVENUE	28,153,020.27	22,497,221.79	(5,655,798.48)	79.91%	27,607,844.36	20,802,226.30	(6,805,618.06)	75.35%
TRANSFERS IN								
From Water Enterprise - Indirects	386,157.00	386,157.00	-		414,489.00	414,489.00	-	
From Waste Enterprise - Close-out	79,557.43	79,557.43	-		-	-	-	
From Other (Sale of Cemetery Lots)	2,000.00	2,000.00	-		2,000.00	2,000.00	-	
TOTAL TRANSFERS IN	467,714.43	467,714.43	-	100.00%	416,489.00	416,489.00	-	100.00%
TOTAL REVENUE AND TRANSFERS IN	28,620,734.70	22,964,936.22	(5,655,798.48)	80.24%	28,024,333.36	21,218,715.30	(6,805,618.06)	75.72%

TOWN OF HAMILTON, MASSACHUSETTS
GENERAL FUND REVENUE
FISCAL YEAR 2015 THROUGH FISCAL YEAR 2018

	FY 2015 ACTUAL REVENUE	FY 2016 ACTUAL REVENUE	FY 2017 ACTUAL REVENUE	FY 2018 ACTUAL REVENUE (AS OF 03/31/18)	FY 2017 to FY 2018 Dollar Change	FY 2017 to FY 2018 Percentage Change
PROPERTY TAXES						
Personal Property Taxes	224,935.15	236,363.51	219,000.04	181,054.39	(37,945.65)	-17.33%
Real Estate Taxes	22,964,125.93	24,279,248.31	24,720,195.64	20,062,345.02	(4,657,850.62)	-18.84%
Tax Title	106,916.64	58,409.81	123,186.49	90,065.76	(33,120.73)	-26.89%
Tax Foreclosures	150.00	76.57	91.35	217.89	126.54	138.52%
TOTAL PROPERTY TAXES	23,296,127.72	24,574,098.20	25,062,473.52	20,333,683.06	(4,728,790.46)	-18.87%
STATE REVENUE						
State Aid - Cherry Sheet						
Unrestricted Aid	597,837.00	619,359.00	645,991.00	503,388.00	(142,603.00)	-22.08%
Chapter 70	16,844.00	-	-	-	-	0.00%
Reimb State Owned Land	126,647.00	126,647.00	125,140.00	93,762.00	(31,378.00)	-25.07%
Exemptions to Elderly	26,761.00	9,663.00	9,538.00	26,833.00	17,295.00	181.33%
Veterans Benefits	18,921.00	9,919.00	31,056.90	14,160.00	(16,896.90)	-54.41%
Total State Aid - Cherry Sheet	787,010.00	765,588.00	811,725.90	638,143.00	(173,582.90)	-21.38%
TOTAL STATE REVENUE	787,010.00	765,588.00	811,725.90	638,143.00	(173,582.90)	-21.38%
LOCAL RECEIPTS						
Motor Vehicle Excise	1,090,069.31	1,169,919.17	1,200,867.86	960,783.71	(240,084.15)	-19.99%
Other Excise- Boat	2,167.00	2,099.00	2,197.09	1,717.02	(480.07)	-21.85%
Meals Tax	69,364.80	68,596.27	71,763.68	58,279.29	(13,484.39)	-18.79%
Penalties & Interest on Taxes/ Excise	137,133.84	93,891.70	87,389.20	67,155.00	(20,234.20)	-23.15%
Payment in Lieu of Taxes	37,333.49	46,304.94	33,686.89	32,588.64	(1,098.25)	-3.26%
Other Charges for Services						
Waste Usage Charges (ewaste, bins)				10,840.50	10,840.50	0.00%
Waste Services (Wastezero - blue bags)				38,000.00	38,000.00	0.00%
Waste Services (Bulk stickers)				795.00	795.00	0.00%
Wenham ECO	22,561.17	-	38,995.49	5,040.66	(33,954.83)	-87.07%
Wenham Recreation	56,000.00	16,132.06	106,357.68	15,676.62	(90,681.06)	-85.26%
Energy Manager	-	-	2,783.80	2,137.25	(646.55)	-23.23%
Total Other Charges for Services	78,561.17	16,132.06	148,136.97	72,490.03	(75,646.94)	-51.07%
Fees						
Sealer Fee	1,171.00	752.00	28.00	660.00	632.00	2257.14%

**TOWN OF HAMILTON, MASSACHUSETTS
GENERAL FUND REVENUE
FISCAL YEAR 2015 THROUGH FISCAL YEAR 2018**

	FY 2015 ACTUAL REVENUE	FY 2016 ACTUAL REVENUE	FY 2017 ACTUAL REVENUE	FY 2018 ACTUAL REVENUE (AS OF 03/31/18)	FY 2017 to FY 2018 Dollar Change	FY 2017 to FY 2018 Percentage Change
Rentals						
Selectmen Rental Income:						
Patton Homestead Lease (Gordon College)	5,500.00	6,000.00	6,000.00	3,000.00	(3,000.00)	-50.00%
Gun Club Rent (Miles River Marsh Rats)	7,500.00	7,500.00	8,500.00	9,000.00	500.00	5.88%
Public Safety Building Rent (Beauport Ambulance)	-	8,760.00	8,760.00	-	(8,760.00)	-100.00%
Other	-	-	1,500.00	-	(1,500.00)	-100.00%
Total Rentals	13,000.00	22,260.00	24,760.00	12,000.00	(12,760.00)	-57.32%
Library	11,876.59	12,300.26	12,269.69	12,211.48	(58.21)	-0.47%
Cemetery	18,751.00	8,750.00	18,600.00	9,350.00	(9,250.00)	-49.73%
Other Departmental Revenue						
Selectmen Receipts - (Gordon Conwell Gift, misc)	75,000.00	75,105.50	35,000.00	1,078.69	(33,921.31)	-96.92%
Assessors Receipts - (Abutters List)	435.00	500.00	420.18	420.00	(0.18)	-0.04%
Municipal Lien Certificates	11,050.00	10,600.00	12,650.00	7,550.00	(5,100.00)	-40.32%
Town Clerk Receipts (Birth, Marriage, Death Certificates, Raffle, Flammable Permits, etc.)	5,835.00	7,447.60	8,151.54	4,305.00	(3,846.54)	-47.19%
Con Com Receipts (RDA Local Fee, NOI ByLaw Fee)	2,625.00	3,500.00	1,950.00	3,000.00	1,050.00	53.85%
Planning Dept Receipts (Spacial Permit Fee, etc.)	8,800.00	350.00	1,650.00	3,600.00	1,950.00	118.18%
Police Receipts (Record Copy, Solicitor Permit, DV/Cruiser)	3,092.45	2,721.00	2,945.00	1,670.77	(1,274.23)	-43.27%
Police Admin Fee	9,158.20	7,702.40	11,545.80	9,289.55	(2,256.25)	-19.54%
Board of Health Receipts (Food, Tobacco Retail, Subsurface Disposal Systems, Private Well, Swimming Pool Permits, etc.)	44,370.00	50,184.00	40,950.00	34,970.00	(5,980.00)	-14.60%
Total Departmental	160,365.65	158,110.50	115,262.52	65,884.01	(49,378.51)	-42.84%
Licenses & Permits						
Selectmen Licenses - (Liquor, Class II, Common Victualler's)	16,134.00	17,100.00	17,647.00	14,700.00	(2,947.00)	-16.70%
Tax Title Legal Fees	6,012.50	2,661.00	2,252.50	250.00	(2,002.50)	-88.90%
Treasurer/Collector Receipts (Copies)	120.75	208.93	48.85	66.91	18.06	36.97%
Permit Revenue - Police Pistol	1,937.50	1,312.50	2,075.00	1,675.00	(400.00)	-19.28%
Dept Revenue Open Burning Fire	5,095.00	5,765.00	5,110.00	2,400.00	(2,710.00)	-53.03%
Fire Permit Revenue	14,785.00	16,125.00	16,405.00	12,459.50	(3,945.50)	-24.05%
Inspectional Services Dept Revenue (Building, Electric, Plumbing Permits)	165,498.00	174,642.07	121,684.25	-	(121,684.25)	-100.00%
Building Permits				49,473.00	49,473.00	0.00%
Electrical Permits				20,712.00	20,712.00	0.00%
Plumbing Permits				17,219.00	17,219.00	0.00%

TOWN OF HAMILTON, MASSACHUSETTS
GENERAL FUND REVENUE
FISCAL YEAR 2015 THROUGH FISCAL YEAR 2018

	FY 2015 ACTUAL REVENUE	FY 2016 ACTUAL REVENUE	FY 2017 ACTUAL REVENUE	FY 2018 ACTUAL REVENUE (AS OF 03/31/18)	FY 2017 to FY 2018 Dollar Change	FY 2017 to FY 2018 Percentage Change
Dog License Revenue	17,385.00	15,101.00	16,360.00	11,050.00	(5,310.00)	-32.46%
Permit Revenue Zoning	-	-	-	1,250.00	1,250.00	0.00%
DPW Receipts (Trench & Street Permits)	8,131.28	5,200.00	3,700.00	3,250.00	(450.00)	-12.16%
Total License & Permits	235,099.03	238,115.50	185,282.60	134,505.41	(50,777.19)	-27.41%
Fines & Forfeitures						
DOT Citations	7,975.00	5,917.50	4,600.00	2,055.00	(2,545.00)	-55.33%
Fines and Forfeitures	2,555.00	1,085.00	1,115.00	585.00	(530.00)	-47.53%
Fine Revenue Court	7,734.85	3,080.00	4,327.50	2,500.00	(1,827.50)	-42.23%
Total Fines & Forfeitures	18,264.85	10,082.50	10,042.50	5,140.00	(4,902.50)	-48.82%
Municipal Medicare Reimbursement	8,655.93	12,162.88	6,243.59	-	(6,243.59)	-100.00%
Miscellaneous						
Non-Recurring Revenue	29,555.67	7,761.58	66,377.25	59,365.36	(7,011.89)	-10.56%
Municipal Receipts - IMA Health	-	-	899.84	-	(899.84)	-100.00%
ACO IMA Manchester (Animal Control)	-	10,615.42	12,000.00	6,000.02	(5,999.98)	-50.00%
MA Rev Miscellaneous	200.00	-	426.66	-	(426.66)	-100.00%
H-W School Part Time Help (Grounds Maintenance)	7,752.20	5,887.38	12,023.90	11,337.56	(686.34)	-5.71%
Fuel Charge (HWRSD Fuel Charge)	-	2,316.52	2,697.46	2,142.47	(554.99)	-20.57%
Bond Premium	72,100.97	8,977.04	-	-	-	0.00%
Total Miscellaneous	109,608.84	35,557.94	94,425.11	78,845.41	(15,579.70)	-16.50%
Investment Income						
Interest income	8,826.04	8,194.36	12,901.35	13,785.73	884.38	6.85%
TOTAL LOCAL RECEIPTS	2,000,248.54	1,903,229.08	2,023,857.05	1,525,395.73	(498,461.32)	-24.63%
TOTAL REVENUE	26,083,386.26	27,242,915.28	27,898,056.47	22,497,221.79	(5,400,834.68)	-19.36%

**TOWN OF HAMILTON, MASSACHUSETTS
GENERAL FUND APPROPRIATION SUMMARY
FISCAL YEAR 2018**

	Budget	Percent of Total Budget
Municipal		
General Government	2,055,238	6.94%
Public Safety	2,768,194	9.35%
Department of Public Works	1,829,700	6.18%
Health & Social Services	306,490	1.03%
Culture & Recreation - Joint Departments	877,111	2.96%
Total Municipal Budget	7,836,732	26.46%
Education		
Hamilton-Wenham Regional School District	16,776,063	56.65%
Essex Agricultural and Technical School District	205,594	0.69%
Debt Service	650,901	2.20%
Total Education	17,632,558	59.54%
Debt Service	982,638	3.32%
Total Debt Service	982,638	3.32%
Undistributed		
Public Celebrations	2,300	0.01%
Retirement	789,304	2.67%
Unemployment	10,000	0.03%
Health & Life Insurance	868,073	2.93%
General Insurance (i.e. Property & Casualty)	221,193	0.75%
Medicare Tax	79,077	0.27%
Total Undistributed	1,969,947	6.65%
Other		
Capital	766,861	2.59%
Salary Reserve	596	0.00%
State Charges & Assessments	237,134	0.80%
Transfer to Special Revenue	22,422	0.08%
Transfer to OPEB Liability Fund	100,000	0.34%
Transfer to Agency	65,000	0.22%
Total Other	1,192,014	4.03%
Total Appropriations	29,613,889	100.00%

**TOWN OF HAMILTON, MASSACHUSETTS
GENERAL FUND EXPENSES - COMPARATIVE REPORT
FISCAL YEAR 2018 AND FISCAL YEAR 2017**

	FISCAL YEAR 2018 (AS OF MARCH 31, 2018)				FISCAL YEAR 2017 (AS OF MARCH 31, 2017)			
	Revised Budget*	Actual	under/(over) Budget	% of Budget Used	Revised Budget*	Actual	under/(over) Budget	% of Budget Used
SELECTMEN SALARIES	39,655.00	29,124.65	10,530.35	73.45%	37,522.16	22,155.66	15,366.50	59.05%
SELECTMEN EXPENSES	13,525.00	3,255.99	10,269.01	24.07%	10,850.00	1,574.00	9,276.00	14.51%
TOWN MANAGER SALARIES	196,708.87	150,265.16	46,443.71	76.39%	194,771.91	136,035.48	58,736.43	69.84%
TOWN MANAGER EXPENSES	103,336.88	61,827.12	41,509.76	59.83%	100,299.64	57,224.43	43,075.21	57.05%
FINANCE COMMITTEE EXPENSES	250.00	280.00	(30.00)	112.00%	250.00	176.00	74.00	70.40%
RESERVE FUND**	100,000.00	-	100,000.00	0.00%	100,000.00	-	100,000.00	0.00%
FINANCE SALARIES	193,539.97	142,765.29	50,774.68	73.77%	187,322.50	79,976.66	107,345.84	42.69%
FINANCE/IT EXPENSES	226,164.00	149,878.81	76,285.19	66.27%	306,641.36	204,300.65	102,340.71	66.63%
ASSESSORS SALARIES	158,415.35	121,219.26	37,196.09	76.52%	156,586.13	111,466.98	45,119.15	71.19%
ASSESSORS EXPENSES	22,566.00	3,328.99	19,237.01	14.75%	20,650.00	9,846.50	10,803.50	47.68%
TREASURER/COLLECTOR SALARIES	187,060.72	140,642.73	46,417.99	75.19%	182,199.30	122,866.39	59,332.91	67.44%
TREASURER/COLLECTOR EXPENSES	46,450.00	26,748.38	19,701.62	57.59%	48,520.00	25,428.03	23,091.97	52.41%
TOWN COUNSEL RETAINER	37,000.00	20,000.00	17,000.00	54.05%	36,000.00	21,000.00	15,000.00	58.33%
TOWN COUNSEL EXPENSES	90,000.00	62,115.82	27,884.18	69.02%	92,560.00	69,957.94	22,602.06	75.58%
TOWN CLERK SALARIES	109,593.30	71,808.65	37,784.65	65.52%	98,304.00	71,360.21	26,943.79	72.59%
TOWN CLERK EXPENSES	20,995.00	9,938.52	11,056.48	47.34%	21,492.50	4,686.32	16,806.18	21.80%
ELECTIONS & REGISTRATION SALARIES	8,915.11	1,464.75	7,450.36	16.43%	18,671.20	11,954.12	6,717.08	64.02%
ELECTIONS & REGISTRATION EXPENSES	20,900.00	3,642.32	17,257.68	17.43%	29,050.00	11,166.39	17,883.61	38.44%
CONSERVATION COMMISSION SALARIES	30,607.20	22,955.44	7,651.76	75.00%	29,524.32	21,040.32	8,484.00	71.26%

**TOWN OF HAMILTON, MASSACHUSETTS
GENERAL FUND EXPENSES - COMPARATIVE REPORT
FISCAL YEAR 2018 AND FISCAL YEAR 2017**

	FISCAL YEAR 2018 (AS OF MARCH 31, 2018)				FISCAL YEAR 2017 (AS OF MARCH 31, 2017)			
	Revised Budget*	Actual	under/(over) Budget	% of Budget Used	Revised Budget*	Actual	under/(over) Budget	% of Budget Used
CONSERVATION COMMISSION EXPENSES	5,425.00	909.00	4,516.00	16.76%	2,205.00	746.00	1,459.00	33.83%
PLANNING SALARIES	111,935.40	86,710.30	25,225.10	77.46%	107,645.40	79,203.87	28,441.53	73.58%
PLANNING EXPENSES	19,850.00	5,121.10	14,728.90	25.80%	18,000.00	1,164.06	16,835.94	6.47%
CHEBACCO WOODS EXPENSES	2,500.00	800.00	1,700.00	32.00%	2,500.00	790.00	1,710.00	31.60%
FACILITIES SALARIES	90,700.00	50,234.10	40,465.90	55.38%	92,081.36	49,850.80	42,230.56	54.14%
FACILITIES EXPENSES	219,144.85	130,483.70	88,661.15	59.54%	248,260.94	140,334.12	107,926.82	56.53%
GENERAL GOVERNMENT	2,055,237.65	1,295,520.08	759,717.57	63.04%	2,141,907.72	1,254,304.93	887,602.79	58.56%
POLICE SALARIES	1,449,806.82	1,068,028.47	381,778.35	73.67%	1,416,686.35	991,174.34	425,512.01	69.96%
POLICE EXPENSES	118,286.00	87,222.47	31,063.53	73.74%	102,882.55	84,584.25	18,298.30	82.21%
EMERGENCY REPORT CENTER SALARIES	267,471.17	197,309.82	70,161.35	73.77%	252,908.99	169,670.89	83,238.10	67.09%
EMERGENCY REPORT CENTER EXPENSES	53,779.89	36,363.70	17,416.19	67.62%	54,350.31	44,026.36	10,323.95	81.00%
FIRE SALARIES	640,117.25	461,856.36	178,260.89	72.15%	617,411.21	390,012.63	227,398.58	63.17%
FIRE EXPENSES	88,668.51	36,011.24	52,657.27	40.61%	86,753.00	34,350.04	52,402.96	39.60%
INSPECTIONAL SERVICES SALARIES	102,074.09	75,982.41	26,091.68	74.44%	96,133.95	62,129.00	34,004.95	64.63%
INSPECTIONAL SERVICES EXPENSES	7,850.00	2,391.26	5,458.74	30.46%	10,224.10	755.37	9,468.73	7.39%
EMERGENCY MANAGEMENT EXPENSES	1,100.00	-	1,100.00	0.00%	1,300.00	564.69	735.31	43.44%
ANIMAL CONTROL SALARIES	17,800.00	23,061.60	(5,261.60)	129.56%	16,800.00	20,676.98	(3,876.98)	123.08%
ANIMAL CONTROL EXPENSES	1,240.00	1,585.19	(345.19)	127.84%	3,030.00	1,264.00	1,766.00	41.72%
STREET LIGHTS EXPENSES	20,000.00	14,319.43	5,680.57	71.60%	40,000.00	-	40,000.00	0.00%
PUBLIC SAFETY	2,768,193.73	2,004,131.95	764,061.78	72.40%	2,698,480.46	1,799,208.55	899,271.91	66.67%

TOWN OF HAMILTON, MASSACHUSETTS
GENERAL FUND EXPENSES - COMPARATIVE REPORT
FISCAL YEAR 2018 AND FISCAL YEAR 2017

	FISCAL YEAR 2018 (AS OF MARCH 31, 2018)				FISCAL YEAR 2017 (AS OF MARCH 31, 2017)			
	Revised Budget*	Actual	under/(over) Budget	% of Budget Used	Revised Budget*	Actual	under/(over) Budget	% of Budget Used
PUBLIC WORKS SALARIES	148,292.86	112,368.35	35,924.51	75.77%	153,127.50	67,171.67	85,955.83	43.87%
PUBLIC WORKS EXPENSES	113,129.50	83,308.37	29,821.13	73.64%	72,555.00	47,296.21	25,258.79	65.19%
HIGHWAY SALARIES	323,772.69	206,429.31	117,343.38	63.76%	311,862.74	193,339.01	118,523.73	61.99%
HIGHWAY EXPENSES	210,380.00	103,007.62	107,372.38	48.96%	265,097.00	124,685.86	140,411.14	47.03%
SNOW & ICE SALARIES	86,700.00	82,227.73	4,472.27	94.84%	84,700.00	72,783.38	11,916.62	85.93%
SNOW & ICE EXPENSES	175,200.00	166,491.86	8,708.14	95.03%	177,450.00	153,072.04	24,377.96	86.26%
CEMETERY SALARIES	76,335.09	50,196.39	26,138.70	65.76%	72,409.32	56,295.88	16,113.44	77.75%
CEMETERY EXPENSES	12,965.00	4,840.57	8,124.43	37.34%	9,800.00	3,288.59	6,511.41	33.56%
SANITATION SALARIES	5,170.00	3,300.90	1,869.10	63.85%	-	-	-	0.00%
SANITATION EXPENSES	591,272.00	430,654.22	160,617.78	72.84%	20,000.00	-	20,000.00	0.00%
PARKS & FIELDS SALARIES	65,407.55	39,523.01	25,884.54	60.43%	78,631.47	31,742.22	46,889.25	40.37%
PARKS & FIELDS EXPENSES	14,133.72	7,131.06	7,002.66	50.45%	35,515.66	23,102.05	12,413.61	65.05%
HWRSD FIELDS & GROUNDS EXPENSES	6,941.57	11,668.76	(4,727.19)	0.00%	-	4,430.39	(4,430.39)	0.00%
PUBLIC WORKS	1,829,699.98	1,301,148.15	528,551.83	71.11%	1,281,148.69	777,207.30	503,941.39	60.66%
PUBLIC HEALTH SALARIES	125,853.50	89,512.40	36,341.10	71.12%	109,994.00	79,247.95	30,746.05	72.05%
PUBLIC HEALTH EXPENSES	4,630.00	2,200.85	2,429.15	47.53%	3,900.00	1,870.35	2,029.65	47.96%
COUNCIL ON AGING SALARIES	78,675.70	57,676.00	20,999.70	73.31%	73,108.47	61,079.29	12,029.18	83.55%
COUNCIL ON AGING EXPENSES	29,063.08	18,689.97	10,373.11	64.31%	27,291.16	20,772.89	6,518.27	76.12%

**TOWN OF HAMILTON, MASSACHUSETTS
GENERAL FUND EXPENSES - COMPARATIVE REPORT
FISCAL YEAR 2018 AND FISCAL YEAR 2017**

	FISCAL YEAR 2018 (AS OF MARCH 31, 2018)				FISCAL YEAR 2017 (AS OF MARCH 31, 2017)			
	Revised Budget*	Actual	under/(over) Budget	% of Budget Used	Revised Budget*	Actual	under/(over) Budget	% of Budget Used
VETERAN'S SERVICES SALARIES	33,267.39	31,920.32	1,347.07	95.95%	28,663.00	30,243.08	(1,580.08)	105.51%
VETERAN'S SERVICES EXPENSES	35,000.00	16,094.30	18,905.70	45.98%	20,400.00	27,867.38	(7,467.38)	136.60%
HEALTH & HUMAN SERVICES	306,489.67	216,093.84	90,395.83	70.51%	263,356.63	221,080.94	42,275.69	83.95%
LIBRARY EXPENSES	757,290.43	384,743.28	372,547.15	50.81%	719,810.00	6,041.04	713,768.96	0.84%
RECREATION SALARIES	99,900.40	76,366.00	23,534.40	76.44%	90,004.86	62,297.44	27,707.42	69.22%
RECREATION EXPENSES	19,920.00	16,261.76	3,658.24	81.64%	19,560.00	12,866.36	6,693.64	65.78%
CULTURE & RECREATION	877,110.83	477,371.04	399,739.79	54.43%	829,374.86	81,204.84	748,170.02	9.79%
HAMILTON-WENHAM SCHOOL DISTRICT	16,776,063.00	12,582,047.25	4,194,015.75	75.00%	16,837,972.00	12,628,480.50	4,209,491.50	75.00%
ESSEX AGRICULTURAL SCHOOL DISTRICT	205,594.00	205,457.00	137.00	99.93%	236,766.00	227,628.00	9,138.00	96.14%
DEBT SERVICE	650,901.00	640,784.40	10,116.60	98.45%	686,020.00	113,992.63	572,027.37	16.62%
EDUCATION	17,632,558.00	13,428,288.65	4,204,269.35	76.16%	17,760,758.00	12,970,101.13	4,790,656.87	73.03%
FUNDED DEBT EXPENSES	982,638.00	461,947.22	520,690.78	47.01%	1,010,641.00	453,373.20	557,267.80	44.86%
RETIREMENT APPROPRIATION	789,304.00	789,304.00	-	100.00%	821,236.00	794,132.00	27,104.00	96.70%
UNEMPLOYMENT INSURANCE EXPENSES	10,000.00	-	10,000.00	0.00%	16,432.00	23,999.49	(7,567.49)	146.05%
HEALTH & LIFE INSURANCE EXPENSES	868,072.85	501,217.80	366,855.05	57.74%	897,737.00	497,656.42	400,080.58	55.43%
MEDICARE TAX	79,077.37	45,686.36	33,391.01	57.77%	56,485.00	38,602.86	17,882.14	68.34%
UNDISTRIBUTED - PERSONNEL BENEFIT	1,746,454.22	1,336,208.16	410,246.06	76.51%	1,791,890.00	1,354,390.77	437,499.23	75.58%
GENERAL INSURANCE EXPENSES	221,193.00	206,242.68	14,950.32	93.24%	190,000.00	191,216.44	(1,216.44)	100.64%
PUBLIC CELEBRATIONS	2,300.00	1,774.00	526.00	77.13%	610.00	610.00	-	100.00%
UNDISTRIBUTED - OTHER	223,493.00	208,016.68	15,476.32	93.08%	190,610.00	191,826.44	(1,216.44)	100.64%

TOWN OF HAMILTON, MASSACHUSETTS
GENERAL FUND EXPENSES - COMPARATIVE REPORT
FISCAL YEAR 2018 AND FISCAL YEAR 2017

	FISCAL YEAR 2018 (AS OF MARCH 31, 2018)				FISCAL YEAR 2017 (AS OF MARCH 31, 2017)			
	Revised Budget*	Actual	under/(over) Budget	% of Budget Used	Revised Budget*	Actual	under/(over) Budget	% of Budget Used
CAPITAL	766,861.35	363,365.78	403,495.57	47.38%	232,265.00	210,993.18	21,271.82	90.84%
UNALLOCATED SALARY RESERVE***	596.25	-	596.25	0.00%	83,988.00	-	83,988.00	0.00%
STATE & COUNTY CHARGES	237,134.00	175,572.00	61,562.00	74.04%	237,134.00	177,447.00	59,687.00	74.83%
TOTAL EXPENDITURES	29,426,466.68	21,267,663.55	8,158,803.13	72.27%	28,521,554.36	19,491,138.28	9,030,416.08	68.34%
TRANSFER TO SPECIAL REVENUE	22,422.42	22,422.42	-	100.00%	-	-	-	0.00%
TRANSFER TO ENTERPRISE	-	-	-	0.00%	509,302.00	509,302.00	-	100.00%
TRANSFER TO OPEB TRUST	100,000.00	100,000.00	-	100.00%	75,000.00	75,000.00	-	100.00%
TRANSFER TO AGENCY	65,000.00	65,000.00	-	100.00%	65,000.00	65,000.00	-	100.00%
TOTAL TRANSFERS OUT	187,422.42	187,422.42	-	100.00%	649,302.00	649,302.00	-	100.00%
TOTAL EXPENDITURES AND TRANSFERS OUT	29,613,889.10	21,455,085.97	8,158,803.13	72.45%	29,170,856.36	20,140,440.28	9,030,416.08	69.04%

* Includes prior year encumbrances carried forward

** The remaining balance of the Reserve Fund each year is reported above. The transfers are reported in the budgets that needed additional funding per the request of the department and approval of the Finance Committee.

*** The remaining balance of the Salary Reserve each year is reported above. The transfers are reported in the budgets that needed additional funding per approval of new Wage Grid and settlement of Collective Bargaining Agreements.

**TOWN OF HAMILTON, MASSACHUSETTS
GENERAL FUND EXPENDITURES/BUDGET
FISCAL YEAR 2015 THROUGH FISCAL YEAR 2018**

	FY 2015 ACTUALS	FY 2016 ACTUALS	FY 2017 ACTUALS	FY 2018 BUDGET	% Change 2017 / 2018
Selectmen	31,014	35,333	32,807	53,180	62.10%
Town Manager	296,718	255,887	282,512	300,046	6.21%
Finance Committee	226	176	176	250	42.05%
Reserve Fund*	1	66,469	-	100,000	0.00%
Finance	279,346	414,237	353,601	419,704	18.69%
Assessor	159,081	167,161	169,724	180,981	6.63%
Treasurer/Collector	198,934	214,270	213,353	233,511	9.45%
Town Counsel	147,182	104,439	125,434	127,000	1.25%
Town Clerk	106,553	108,926	110,290	130,588	18.40%
Elections & Registration	22,647	25,687	35,727	29,815	-16.55%
Conservation Commission	28,650	29,340	30,270	36,032	19.03%
Planning	73,423	142,164	109,829	131,785	19.99%
Chebacco Woods	1,705	785	2,500	2,500	0.00%
Facilities	264,946	253,561	301,967	309,845	2.61%
Total General Government	1,610,426	1,818,435	1,768,190	2,055,238	16.23%
Police Department	1,421,636	1,446,944	1,485,985	1,568,093	5.53%
Emergency Report Center	267,612	279,111	297,078	321,251	8.14%
Fire Department	633,131	557,874	619,270	728,786	17.68%
Inspectional Services	115,091	123,748	90,050	109,924	22.07%
Emergency Management	699	-	942	1,100	16.78%
Animal Control	5,542	27,446	30,432	19,040	-37.43%
Street Lights	57,770	33,677	1,076	20,000	1758.74%
Total Public Safety	2,501,481	2,468,800	2,524,832	2,768,194	9.64%
Public Works	259,875	219,016	174,711	261,422	49.63%
Highway	380,705	475,947	526,741	534,153	1.41%
Snow & Ice	480,715	179,168	252,144	261,900	3.87%
Cemetery	82,705	83,101	90,095	89,300	-0.88%
Waste, Recycling & Landfill	10,042	-	24,000	596,442	2385.18%
Parks & Fields	109,489	41,551	76,047	79,541	4.59%
HWRSD Fields & Grounds	1,772	14,894	10,880	6,942	-36.20%
Total Public Works	1,325,303	1,013,677	1,154,618	1,829,700	58.47%
Public Health	112,477	112,566	116,739	130,484	11.77%
Council on Aging	85,214	87,903	98,149	107,739	9.77%
Veteran's Services	39,819	45,582	63,263	68,267	7.91%
Total Health & Human Services	237,510	246,051	278,150	306,490	10.19%
Library	648,537	748,569	731,343	757,290	3.55%
Elder Van Program	-	-	-	-	0.00%
Recreation	109,251	99,791	106,549	119,820	12.46%
Total Culture & Recreation	757,788	848,360	837,892	877,111	4.68%
Hamilton-Wenham Regional School District	16,302,008	16,417,016	16,837,974	16,776,063	-0.37%
Essex Agricultural and Technical School District	163,748	197,798	227,628	205,594	-9.68%
Debt Service	584,907	604,453	592,218	650,901	9.91%
Total Education	17,050,663	17,219,267	17,657,820	17,632,558	-0.14%
Funded Debt	862,560	1,046,775	990,340	982,638	-0.78%
Retirement	704,356	721,863	794,132	789,304	-0.61%
Unemployment Compensation	5,710	-	25,502	10,000	-60.79%
Health & Life Insurance	729,545	800,986	738,329	868,073	17.57%
Medicare Tax	52,081	50,762	54,615	79,077	44.79%
Total Personnel Benefits	1,491,692	1,573,611	1,612,579	1,746,454	8.30%
General Insurance (i.e. Property & Casualty)	177,673	184,933	191,216	221,193	15.68%
Public Celebrations	2,983	2,867	3,854	2,300	-40.32%
Total Miscellaneous	180,656	187,800	195,070	223,493	14.57%

TOWN OF HAMILTON, MASSACHUSETTS
GENERAL FUND EXPENDITURES/BUDGET
FISCAL YEAR 2015 THROUGH FISCAL YEAR 2018

	FY 2015 ACTUALS	FY 2016 ACTUALS	FY 2017 ACTUALS	FY 2018 BUDGET	% Change 2017 / 2018
Capital	435,113	190,826	210,993	766,861	263.45%
Unallocated Salary Reserve**	-	-	67,374	596	-99.12%
State & County Charges	228,079	230,532	232,015	237,134	2.21%
Transfer to Special Revenue	44,584	-	-	22,422	0.00%
Transfer to Capital Projects	100,000	-	-	-	0.00%
Transfer to Enterprise Funds	304,080	323,138	609,302	-	-100.00%
Transfer to OPEB	25,000	25,000	75,000	100,000	33.33%
Transfer to Agency	65,000	65,000	65,000	65,000	0.00%
Total Transfers	<u>538,664</u>	<u>413,138</u>	<u>749,302</u>	<u>187,422</u>	<u>-74.99%</u>
Total Appropriations	<u>27,219,935</u>	<u>27,257,272</u>	<u>28,279,174</u>	<u>29,613,889</u>	<u>4.72%</u>

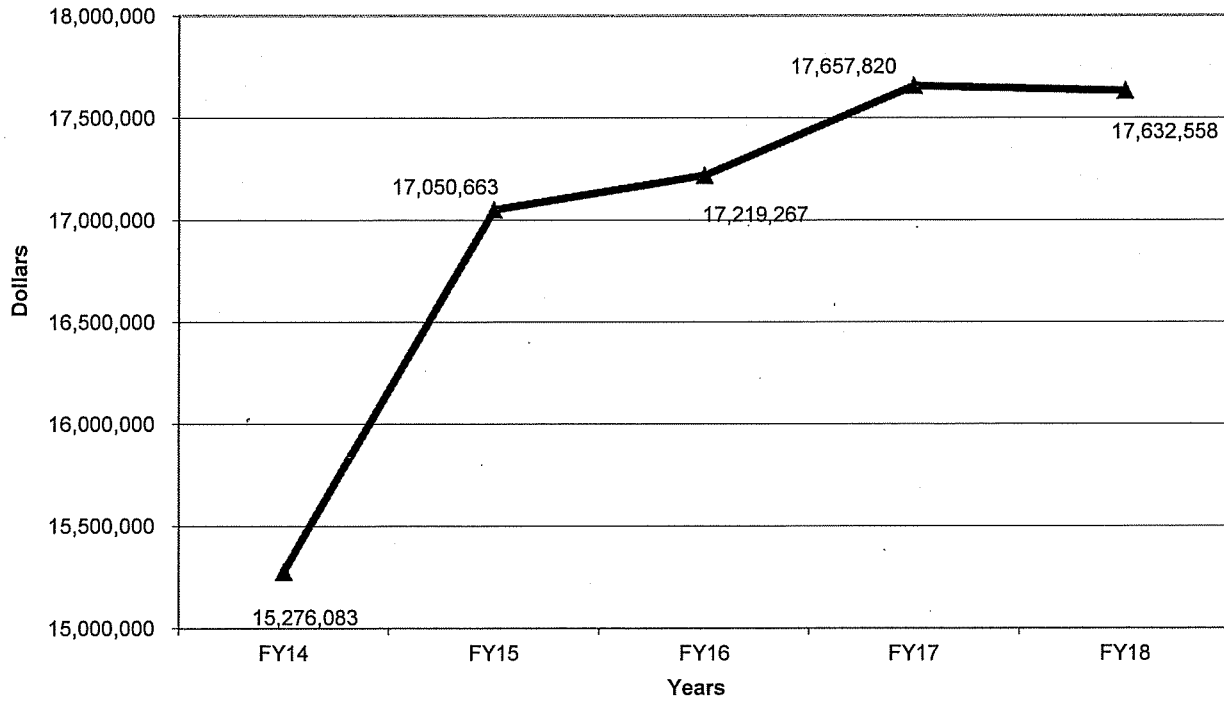
* The remaining balance of the Reserve Fund each year is reported above. The transfers are reported in the budgets that needed additional funding per the request of the department and approval of the Finance Committee.

** The remaining balance of the Salary Reserve each year is reported above. The transfers are reported in the budgets that needed additional funding per approval of new Wage Grid and settlement of Collective Bargaining Agreements.

**TOWN OF HAMILTON, MASSACHUSETTS
EDUCATION EXPENDITURES & BUDGET
FISCAL YEAR 2014 THROUGH FISCAL YEAR 2018**

	<u>Year</u>	<u>Actual</u>	<u>Change</u>	<u>% Change</u>
	FY14	15,276,083	-	0.0%
	FY15	17,050,663	1,774,580	11.6%
	FY16	17,219,267	168,604	1.0%
	FY17	17,657,820	438,553	2.5%
(BUDGET)	FY18	17,632,558	(25,262)	-0.1%

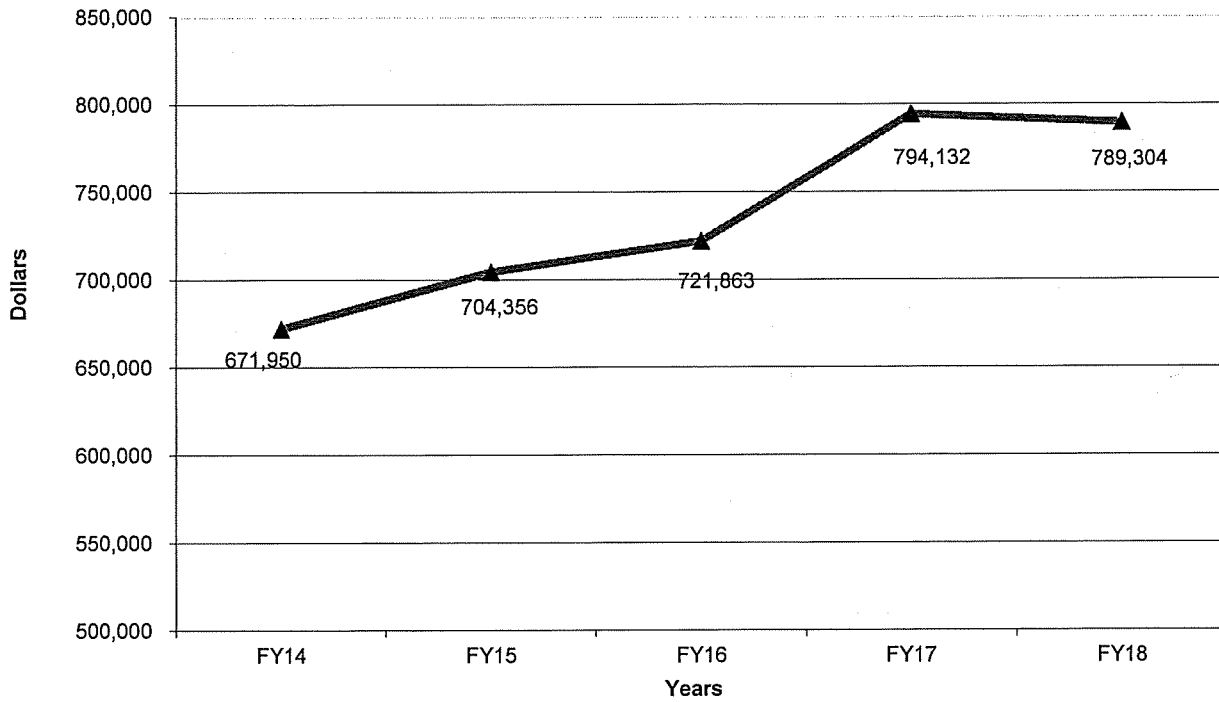
Education Costs



**TOWN OF HAMILTON, MASSACHUSETTS
RETIREMENT EXPENDITURES
FISCAL YEAR 2014 THROUGH FISCAL YEAR 2018**

<u>Year</u>	<u>Actual</u>	<u>Change</u>	<u>% Change</u>
FY14	671,950	-	0.0%
FY15	704,356	32,406	4.8%
FY16	721,863	17,507	2.5%
FY17	794,132	72,269	10.0%
FY18	789,304	(4,828)	-0.6%

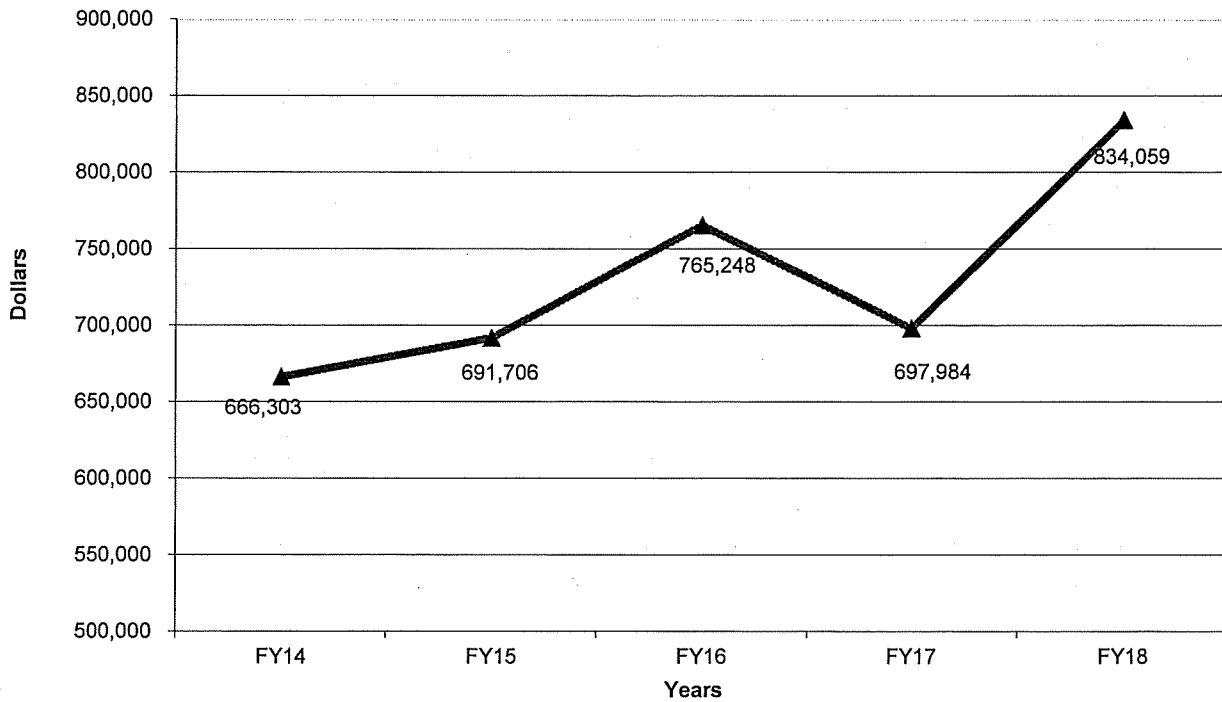
Retirement Costs



**TOWN OF HAMILTON, MASSACHUSETTS
HEALTH INSURANCE EXPENDITURES & BUDGET
FISCAL YEAR 2014 THROUGH FISCAL YEAR 2018**

	<u>Year</u>	<u>Actual</u>	<u>Change</u>	<u>% Change</u>
	FY14	666,303	-	0.0%
	FY15	691,706	25,403	3.8%
	FY16	765,248	73,542	10.6%
	FY17	697,984	(67,264)	-8.8%
(BUDGET)	FY18	834,059	136,075	19.5%

Health Insurance Costs



**TOWN OF HAMILTON, MASSACHUSETTS
RESERVES/AVAILABLE FUNDS
AS OF MARCH 31, 2018**

RESERVES / AVAILABLE FUNDS

Free Cash	This is a community's unrestricted available funds that may be used as a funding source for appropriations. Free Cash is generated when actual revenue collections are more than budget estimates and when expenditures are less than appropriations.	<u>Recertified</u> <u>12/06/17</u>	\$3,004,450
General Stabilization Fund	Essentially, it is a "rainy day" fund available for emergencies or to spread out the impact of large expenditures. The fund may be appropriated for any lawful purpose by a two-thirds vote of Town Meeting.		\$815,292
Total Reserves / Available Funds			\$3,819,742

RESTRICTED FUNDS

Recreation Stabilization Fund	The Town established in FY16 a special Recreation Stabilization Fund for the purpose of funding recreational fields and all incidental and related costs.	\$530,833
--------------------------------------	---	-----------

CERTIFIED FREE CASH & GENERAL STABILIZATION:

Certified Free Cash	\$3,004,450
General Stabilization Balance	<u>\$815,292</u>
Total Free Cash & General Stabilization	<u><u>\$3,819,742</u></u>
Total General Fund Estimated Revenues & Transfers In	<u><u>28,620,735</u></u>
Free Cash & General Stabilization as a % of Estimated Revenues & Transfers In	<u><u>13.35%</u></u>

**TOWN OF HAMILTON, MASSACHUSETTS
GENERAL FUND - FREE CASH ACTIVITY
FISCAL YEAR 2018
AS OF MARCH 31, 2018**

	FY 2018 YTD
CERTIFIED FREE CASH:	3,004,450
USES:	
Fall 2017 TM A2-1 To increase General Govt and Health & Human Svcs budgets	(12,134)
Fall 2017 TM A2-4 To fund old grant deficits	(22,422)
Fall 2017 TM A2-5 To retain a licensed surveyor to provide metes and bounds description for two town-owned parcels dedicated as open space	(3,500)
Fall 2017 TM A2-6 To pay for the design, fabrication, and installation of a commemorative bronze plaque at Chebacco Lake	(2,675)
Fall 2017 TM A2-9 To pay for SCBA units for the Fire Department	(203,204)
Fall 2017 TM A6-1 To reduce FY18 tax rate	(175,000)
	(418,935)
Total Uses	(418,935)
Unappropriated Free Cash	2,585,515

**TOWN OF HAMILTON, MASSACHUSETTS
GENERAL FUND - RESERVE FUND TRANSFERS
FISCAL YEAR 2016 THROUGH FISCAL YEAR 2018**

	FY 2018 YTD	FY 2017 YTD	FY 2016 Total
RESERVE FUND APPROPRIATION:	100,000.00	100,000.00	100,000.00
USES:			
Assessors	-	-	(1,690.62)
Board of Health	-	-	(1,920.31)
Department of Public Works	-	-	(1,920.31)
Fire	-	-	(15,000.00)
Inspectional Services	-	-	(1,320.32)
Police	-	-	(3,961.12)
Recreation	-	-	(288.00)
Town Clerk	-	-	(1,176.61)
Town Manager	-	-	(2,500.00)
Treasurer/Collector	-	-	(1,685.69)
Water	-	(100,000.00)	-
Waste	-	-	(2,068.02)
Total Uses	-	(100,000.00)	(33,531.00)
Balance of Reserve Fund	100,000.00	-	66,469.00

TOWN OF HAMILTON, MASSACHUSETTS
CAPITAL PROJECT FUNDS
FISCAL YEAR 2018
AS OF MARCH 31, 2018

FUND	FUND DESCRIPTION	CASH BALANCE
0224	CHAPTER 90	(38,577.93)
0301	WATER FILTRATION	0.46
0303	MOULTON ST. BRIDGE	5,419.88
0304	POLICE/FIRE STATION	3,431.97
0305	ENERGY EFFICIENCY PROJECTS	15,507.30
0306	LANDFILL	27,959.54
0307	WATER DISTRIBUTION	2,363,626.21
0308	BRIDGE ST CULVERT	(163,021.28)
0311	FIELD RENOVATION	(967.74)
	TOTAL CAPITAL PROJECT FUNDS	<u>2,213,378.41</u>

**TOWN OF HAMILTON, MASSACHUSETTS
SPECIAL REVENUE / REVOLVING FUNDS / GRANTS
FISCAL YEAR 2018
AS OF MARCH 31, 2018**

FUND	FUND DESCRIPTION	FUND BALANCE
0203	HAMILTON FOUNDATION	21,919.54
0204	RESERVE BOND PREMIUM	20,765.71
0219	FED FDA GRANT	0.01
0222	CULTURAL COUNCIL LOCAL GRANT	10,160.17
0226	POLICE COMPUTER GRANT	297.28
0227	TOBACCO GRANT	2,631.40
0230	NATIONAL TRAILS DAY GRANT	30.11
0231	EOPSS HIGHWAY SAFETY GRANT	2,804.03
0235	EOPSS-FIRE PUBLIC SAFETY	166.91
0237	ROAD SAFETY GRANT	2,862.53
0239	SIX TOWN GREENWAYS GRANT	600.00
0240	COA REVOLVING FUND	4,807.78
0241	NON-SOLVENT FLUID GRANT	1,450.00
0243	ELDER AFFAIRS GRANT	770.20
0244	CHEBACCO WOODS GRANT	79.41
0245	FOREST FIRE GRANT	(2,022.57)
0246	MEMA/FEMA GRANT	(6,407.73)
0248	BULLET PROOF VEST	(875.00)
0249	LAW ENFORCEMNET CH 94 SEC 47	5,007.50
0251	INSURANCE REIMB < \$20,000	44,348.95
0252	SALE OF TOWN OWNED PROPERTY	5,500.00
0253	POLICE/FIRE ACCIDENTAL	7,536.76
0258	DEPT OF ENERGY RESOURCES	53,556.33
0259	MASS CETC	-
0260	COMMUNITY PRESERVATION ACT	949,782.64
0268	EDS & CLINICS REVOLVING FUND	19,026.15
0270	RECOGNITION GIFT ACCOUNT	139.67
0271	POLICE REVOLVING	(1,254.51)
0272	FIRE REVOLVING	2,694.13
0273	RECREATION & PARK REVOLVING	200,011.33
0274	WETLANDS PROTECTION	20,607.39
0277	ELECTIONS REIMBURSEMENTS	35,695.00
0278	POLICE GIFT FUND	2,256.63
0279	SEPTIC LOAN PROGRAM	104,955.67
0280	ELDER GIFT ACCOUNT	-
0281	FIRE GIFT FUND	9,391.29
0282	CONSULTING FEES	1,909.90
0283	ZONING BOARD CONSULTING FEES	189.55
0284	FACILITY/GROUNDS GIFT	3,022.43
0288	STATE - GAA	-
0289	EOPSS 911 GRANT	(5,048.84)
0290	CULTURAL FACILITIES GRANT	(4,087.50)
0291	GREEN COMMUNITIES GRANT	62,500.00
0292	META GRANT	-
0293	POOL REVOLVING FUND	(6,410.27)
0294	RECYCLING DIVIDENDS PROGRAM	9,887.74
8020	SALE OF LOTS & GRAVES	172,182.00
	TOTAL SPECIAL REVENUE FUNDS	1,753,439.72

**TOWN OF HAMILTON, MASSACHUSETTS
COMMUNITY PRESERVATION FUND
FROM JULY 1, 2012 THROUGH MARCH 31, 2018**

Balance as of July 1, 2012	1,906,504.17
Revenues:	
Community Preservation Surcharge	340,632.05
Distributions from State	92,731.00
Net investment earnings	11,421.56
Gifts, Grants, Donations	18,870.00
Other	765.99
Expenditures:	
Open Space	(38,730.55)
Historic Resources	(2,180.00)
Community Housing	-
Community Recreation	(23,695.96)
Debt Service	(47,800.00)
Administrative Expenses	(17,484.76)
Other	-
	<hr/>
Total	334,529.33
	<hr/>
Balance as of June 30, 2013	<u>2,241,033.50</u>
Revenues:	
Community Preservation Surcharge	348,442.49
Distributions from State	177,992.00
Net investment earnings	22,232.76
Gifts, Grants, Donations	9,930.00
Other	608.50
Expenditures:	
Open Space	(6,359.32)
Historic Resources	(112,552.65)
Community Housing	-
Community Recreation	(158,030.00)
Debt Service	(47,000.00)
Administrative Expenses	(17,072.19)
Other	(10,449.86)
	<hr/>
Total	207,741.73
	<hr/>
Balance as of June 30, 2014	<u>2,448,775.23</u>
Revenues:	
Community Preservation Surcharge	369,934.80
Distributions from State	110,608.00
Net investment earnings	23,808.30
Gifts, Grants, Donations	5,000.00
Other	859.97

**TOWN OF HAMILTON, MASSACHUSETTS
COMMUNITY PRESERVATION FUND
FROM JULY 1, 2012 THROUGH MARCH 31, 2018**

Expenditures:	
Open Space	(13,122.78)
Historic Resources	(9,803.51)
Community Housing	-
Community Recreation	(97,100.00)
Debt Service	(46,200.00)
Administrative Expenses	(15,194.22)
Other	(15,248.83)
	<hr/>
Total	313,541.73
	<hr/>
Balance as of June 30, 2015	2,762,316.96
	<hr/> <hr/>
Revenues:	
Community Preservation Surcharge	392,916.49
Distributions from State	108,237.00
Net investment earnings	20,420.60
Gifts, Grants, Donations	-
Other	832.59
Expenditures:	
Open Space	(1,923,163.75)
Historic Resources	(88,407.00)
Community Housing	-
Community Recreation	-
Debt Service	(45,400.00)
Administrative Expenses	(21,272.40)
Other	(11,321.15)
	<hr/>
Total	(1,567,157.62)
	<hr/>
Balance as of June 30, 2016	1,195,159.34
	<hr/> <hr/>
Revenues:	
Community Preservation Surcharge	405,388.14
Distributions from State	81,253.00
Net investment earnings	12,126.28
Gifts, Grants, Donations	-
Other	664.37
Expenditures:	
Open Space	(44,647.00)
Historic Resources	(28,826.43)
Community Housing	(262,990.00)
Community Recreation	-
Debt Service	(47,914.65)
Administrative Expenses	(17,484.46)
Other	(8,952.65)
	<hr/>
Total	88,616.60
	<hr/>
Balance as of June 30, 2017	1,283,775.94
	<hr/> <hr/>

**TOWN OF HAMILTON, MASSACHUSETTS
COMMUNITY PRESERVATION FUND
FROM JULY 1, 2012 THROUGH MARCH 31, 2018**

Revenues:	
Community Preservation Surcharge	326,969.42
Distributions from State	69,734.00
Net investment earnings	7,433.90
Gifts, Grants, Donations	-
Other	395.58
Expenditures:	
Open Space	(50,000.00)
Historic Resources	(41,458.16)
Community Housing	(515,300.00)
Community Recreation	-
Debt Service	(112,809.72)
Administrative Expenses	(12,930.45)
Other	(6,027.87)
Total	<u>(333,993.30)</u>
Balance as of March 31, 2018	<u><u>949,782.64</u></u>

TOWN OF HAMILTON, MASSACHUSETTS
M.G.L. CHAPTER 44 SECTION 53 E 1/2 - REVOLVING FUNDS
FISCAL YEAR 2018
AS OF MARCH 31, 2018

	Recreation and Parks 0273	Pool 0293	COA 0240	Emergency Dispensing Svcs & Clinics 0268	Total
Balance as of July 1, 2017	254,013.75	15,103.44	3,353.99	23,580.32	296,051.50
Total Revenue	134,196.52	39,106.50	8,724.16	6,677.12	188,704.30
Total Expenditures	(188,198.94)	(60,620.21)	(7,270.37)	(11,231.29)	(267,320.81)
Balance as of March 31, 2018	<u>200,011.33</u>	<u>(6,410.27)</u>	<u>4,807.78</u>	<u>19,026.15</u>	<u>217,434.99</u>
<i>SPENDING LIMIT PER 2017 SPRING TOWN MEETING</i>	251,623	150,000	20,000	12,000	
<i>INCREASED BY FINCOM & BOS APPROVAL</i>				20,000	

**TOWN OF HAMILTON, MASSACHUSETTS
TRUST FUNDS
FISCAL YEAR 2018
AS OF MARCH 31, 2017**

FUND	FUND DESCRIPTION	FUND BALANCE
8000	CEMETERY PERPETUAL CARE PRINC	273,740.33
8030	JUSTIN W GRIESS FUND	7,580.29
8040	VICTORIA T COOLIDGE FUND	9,458.11
8050	AUGUSTUS GOODWIN FUND	5,267.66
8150	ELIZABETH S BROWN	1,091.93
8160	M ELIZABETH FITZ	30.37
8170	RUDOLPHE A SMERAGE	1,471.41
8180	LESTER F STANLEY	571.71
8190	A ANDREW HARADEN	82.22
8200	ESTHER KNOWLTON	2,817.71
8210	A C WHIPPLE FLOWER FUND	2,529.07
8220	ELINOR WHIPPLE	574.52
8230	DANIEL & GEORGE ROBERTS	2,762.60
8240	ISAAC D PATCH	1,209.21
8250	ETHEL & WARREN CROSBY	395.69
8300	CLARK FUND	219,635.00
8310	CONSERVATION COMMISSION	84,973.95
8330	STABILIZATION FUND	815,291.74
8335	OPEB - TRUST	373,735.32
8340	AFFORDABLE HOUSING TRUST	607,120.78
8360	RECREATION FIELDS STABILIZATION	530,832.88
8370	PATTON HOMESTEAD	392,053.62
8410	MAXWELL NORMAN FUND	(0.01)
8420	DONALD M KEYSER PARK & PLAYGRD	18,438.09
8430	CROWELL FAMILY FLAG FUND	4,303.72
8440	ALFRED & SARA WEIS SCHOLARSHIP	0.01
8660	ELEANOR H BELTON MEMORIAL	0.01
TOTAL TRUST FUNDS		3,355,967.94

**TOWN OF HAMILTON, MASSACHUSETTS
STABILIZATION FUND ACTIVITY
FROM JULY 1, 2012 THROUGH MARCH 31, 2018**

	GENERAL STABILIZATION FUND	RECREATION STABILIZATION FUND	TOTAL STABILIZATION FUNDS
<i>Beginning Balance 7/1/12</i>	733,123.50	-	733,123.50
FY13 - Interest Earned/Unrealized G/L	4,109.30	-	4,109.30
FY13 - Appropriation/Transfers In	-	-	-
FY13 - Expenditures/Transfers Out	-	-	-
FY13 - Ending Balance	737,232.80	-	737,232.80
FY14 - Beginning Balance	737,232.80	-	737,232.80
FY14 - Interest Earned/Unrealized G/L	16,259.68	-	16,259.68
FY14 - Appropriation/Transfers In	-	-	-
FY14 - Expenditures/Transfers Out	(3,732.48)	-	(3,732.48)
FY14 - Ending Balance	749,760.00	-	749,760.00
FY15 - Beginning Balance	749,760.00	-	749,760.00
FY15 - Interest Earned/Unrealized G/L	14,898.38	-	14,898.38
FY15 - Appropriation/Transfers In	-	-	-
FY15 - Expenditures/Transfers Out	(3,972.49)	-	(3,972.49)
FY15 - Ending Balance	760,685.89	-	760,685.89
FY16 - Beginning Balance	760,685.89	-	760,685.89
FY16 - Interest Earned/Unrealized G/L	31,590.44	13,970.33	45,560.77
FY16 - Appropriation/Transfers In	750,000.00	500,000.00	1,250,000.00
FY16 - Expenditures/Transfers Out	(505,521.39)	(1,717.64)	(507,239.03)
FY16 - Ending Balance	1,036,754.94	512,252.69	1,549,007.63
FY17 - Beginning Balance	1,036,754.94	512,252.69	1,549,007.63
FY17 - Interest Earned/Unrealized G/L	18,041.90	11,747.07	29,788.97
FY17 - Appropriation/Transfers In	-	-	-
FY17 - Expenditures/Transfers Out	(254,123.84)	(2,685.01)	(256,808.85)
FY17 - Ending Balance	800,673.00	521,314.75	1,321,987.75

**TOWN OF HAMILTON, MASSACHUSETTS
STABILIZATION FUND ACTIVITY
FROM JULY 1, 2012 THROUGH MARCH 31, 2018**

	GENERAL STABILIZATION FUND	RECREATION STABILIZATION FUND	TOTAL STABILIZATION FUNDS
FY18 - Beginning Balance	800,673.00	521,314.75	1,321,987.75
FY18 - Interest Earned/Unrealized G/L	17,711.80	11,532.02	29,243.82
FY18 - Appropriation/Transfers In	-	-	-
FY18 - Expenditures/Transfers Out	(3,093.06)	(2,013.89)	(5,106.95)
FY18 - Ending Balance at 03/31/2018	815,291.74	530,832.88	1,346,124.62

**TOWN OF HAMILTON, MASSACHUSETTS
OTHER POST EMPLOYMENT BENEFITS FUND
FROM JULY 1, 2012 THROUGH MARCH 31, 2018**

Balance as of July 1, 2012	50,238.05
Revenue & Transfers In:	
Net investment earnings	3,411.88
Transfer from General Fund	25,000.00
	<hr/>
Total	28,411.88
	<hr/>
Balance as of June 30, 2013	78,649.93
Revenue & Transfers In:	
Net investment earnings	7,209.94
Transfer from General Fund	25,000.00
Expenditures:	
Bank & investment service	(517.47)
	<hr/>
Total	31,692.47
	<hr/>
Balance as of June 30, 2014	110,342.40
Revenue & Transfers In:	
Net investment earnings	9,374.06
Transfer from General Fund	25,000.00
Expenditures:	
Bank & investment service	(1,144.22)
	<hr/>
Total	33,229.84
	<hr/>
Balance as of June 30, 2015	143,572.24
Revenue & Transfers In:	
Net investment earnings	8,010.09
Transfer from General Fund	25,000.00
Expenditures:	
Bank & investment service	(4,094.49)
	<hr/>
Total	28,915.60
	<hr/>
Balance as of June 30, 2016	172,487.84
Revenue & Transfers In:	
Net investment earnings	11,166.16
Transfer from General Fund	75,000.00
Expenditures:	
Bank & investment service	(1,233.40)
	<hr/>
Total	84,932.76
	<hr/>
Balance as of June 30, 2017	257,420.60
Revenue & Transfers In:	
Net investment earnings	17,615.90
Transfer from General Fund	100,000.00
Expenditures:	
Bank & investment service	(1,301.18)
	<hr/>
Total	116,314.72
	<hr/>
Balance as of March 31, 2018	373,735.32

**TOWN OF HAMILTON, MASSACHUSETTS
AFFORDABLE HOUSING TRUST FUND
FROM JULY 1, 2012 THROUGH MARCH 31, 2018**

Balance as of July 1, 2012	125,160.37
Revenue & Transfers In:	
Net investment earnings	125.21
Expenditures:	
Personnel expenses	-
Other expenses	(13,100.00)
Total	<u>(12,974.79)</u>
Balance as of June 30, 2013	<u>112,185.58</u>
Revenue & Transfers In:	
Net investment earnings	106.86
Expenditures:	
Personnel expenses	(3,453.75)
Other expenses	(6,900.00)
Total	<u>(10,246.89)</u>
Balance as of June 30, 2014	<u>101,938.69</u>
Revenue & Transfers In:	
Net investment earnings	100.10
Expenditures:	
Personnel expenses	(2,955.00)
Other expenses	-
Total	<u>(2,854.90)</u>
Balance as of June 30, 2015	<u>99,083.79</u>
Revenue & Transfers In:	
Net investment earnings	163.18
Contractors contribution	156,480.00
Expenditures:	
Personnel expenses	-
Other expenses	(19,500.00)
Total	<u>137,143.18</u>
Balance as of June 30, 2016	<u>236,226.97</u>
Revenue & Transfers In:	
Net investment earnings	333.88
Transfer from CPA	249,990.00
Expenditures:	
Personnel expenses	(10,289.17)
Other expenses	(258,786.00)
Total	<u>(18,751.29)</u>
Balance as of June 30, 2017	<u>217,475.68</u>
Revenue & Transfers In:	
Net investment earnings	2,314.66
Transfer from CPA	400,000.00
Expenditures:	
Personnel expenses	(7,924.56)
Other expenses	(4,745.00)
Total	<u>389,645.10</u>
Balance as of March 31, 2018	<u>607,120.78</u>

**TOWN OF HAMILTON, MASSACHUSETTS
PATTON HOMESTEAD TRUST FUND
FROM JULY 1, 2015 THROUGH MARCH 31, 2018**

Balance as of July 1, 2015	-
Revenue & Transfers In:	
Net investment earnings	195.93
Sale of Land	250,000.00
Expenditures:	
Operating expenses	<u>(4,344.32)</u>
Total	<u>245,851.61</u>
Balance as of June 30, 2016	<u><u>245,851.61</u></u>
Revenue & Transfers In:	
Net investment earnings	681.47
Transfer from Stabilization	250,000.00
Expenditures:	
Operating expenses	<u>(58,672.13)</u>
Total	<u>192,009.34</u>
Balance as of June 30, 2017	<u><u>437,860.95</u></u>
Revenue & Transfers In:	
Net investment earnings	1,923.92
Expenditures:	
Contract services (i.e. utilities, repairs & maintenance)	(21,695.69)
Professional services (i.e. litigation, consulting, voice data)	(25,817.51)
Supplies (i.e. building & groundskeeping)	<u>(218.05)</u>
Total	<u>(45,807.33)</u>
Balance as of March 31, 2018	<u><u>392,053.62</u></u>

For informational purposes only:

The Patton Ridge properties generated \$41,260.16 in real estate tax revenue for the 3rd quarter. Please note that all tax revenue is recorded in the General Fund per Massachusetts General Law.

**TOWN OF HAMILTON, MASSACHUSETTS
WATER ENTERPRISE FUND
FROM JULY 1, 2012 THROUGH MARCH 31, 2018**

Balance as of July 1, 2012	351,958.33
Revenue & Transfers In	1,000,588.30
Expenditures & Transfers Out	<u>(1,065,852.95)</u>
Total	<u>(65,264.65)</u>
Balance as of June 30, 2013	<u><u>286,693.68</u></u>
Revenue & Transfers In	1,032,148.35
Expenditures & Transfers Out	<u>(961,262.28)</u>
Total	<u>70,886.07</u>
Balance as of June 30, 2014	<u><u>357,579.75</u></u>
Revenue & Transfers In	1,308,572.71
Expenditures & Transfers Out	<u>(1,086,987.82)</u>
Total	<u>221,584.89</u>
Balance as of June 30, 2015	<u><u>579,164.64</u></u>
Revenue & Transfers In	1,720,591.84
Expenditures & Transfers Out	<u>(1,406,240.85)</u>
Total	<u>314,350.99</u>
Balance as of June 30, 2016	<u><u>893,515.63</u></u>
Revenue & Transfers In	1,892,250.36
Expenditures & Transfers Out	<u>(1,530,608.34)</u>
Total	<u>361,642.02</u>
Balance as of June 30, 2017	<u><u>1,255,157.65</u></u>
Revenue & Transfers In	1,352,580.64
Expenditures & Transfers Out	<u>(1,177,455.41)</u>
Total	<u>175,125.23</u>
Balance as of March 31, 2018	<u><u>1,430,282.88</u></u>

**TOWN OF HAMILTON, MASSACHUSETTS
WATER ENTERPRISE FUND
FISCAL YEAR 2018
AS OF MARCH 31, 2018**

	FISCAL YEAR 2018			
	Revised Budget*	Actual	Budget Surplus/(Deficit)	% of Budget Collected/Spent
REVENUES:				
User charges	1,800,571.00	1,293,209.44	(507,361.56)	71.82%
Penalties & interest charges	3,500.00	8,228.76	4,728.76	235.11%
Water liens	35,000.00	24,565.75	(10,434.25)	70.19%
Other miscellaneous revenue	10,000.00	7,423.89	(2,576.11)	74.24%
Investment Income	1,000.00	19,152.80	18,152.80	1915.28%
Total Revenue	<u>1,850,071.00</u>	<u>1,352,580.64</u>	<u>(497,490.36)</u>	<u>73.11%</u>
EXPENDITURES:				
Personnel services	314,691.00	230,681.60	84,009.40	73.30%
Contract services	224,000.00	127,752.29	96,247.71	57.03%
Professional services	74,300.00	37,145.44	37,154.56	49.99%
Equipment supplies	17,200.00	11,486.00	5,714.00	66.78%
Water supplies	56,188.44	36,977.32	19,211.12	65.81%
Miscellaneous expenses	19,250.00	2,964.00	16,286.00	15.40%
Debt service	602,272.50	204,989.03	397,283.47	34.04%
Operating capital	238,088.96	18,459.73	219,629.23	7.75%
Prior year encumbrance	138,124.00	120,803.00	17,321.00	87.46%
Total Expenditures	<u>1,684,114.90</u>	<u>791,258.41</u>	<u>892,856.49</u>	<u>46.98%</u>
OTHER FINANCING SOURCES/(USES):				
Indirects to the General Fund	(386,157.00)	(386,157.00)	-	100.00%
Total OFS/(OFU)	<u>(386,157.00)</u>	<u>(386,157.00)</u>	<u>-</u>	<u>100.00%</u>
Net activity	<u>(220,200.90)</u>	<u>175,165.23</u>		

* Includes prior year encumbrances carried forward