

Town of Hamilton



Quarterly Report Finance Department

Marisa Batista, Finance Director/Town Accountant

Fiscal Year 2020

As of September 30, 2019

**TOWN OF HAMILTON, MA
FINANCIAL UPDATE
FISCAL YEAR 2020**

TABLE OF CONTENTS

General Fund - Estimated Revenues & Appropriations.....	1
General Fund - Revenue Comparative Report.....	2
General Fund - Revenue History.....	3
General Fund - Appropriations Summary.....	6
General Fund - Expenditures Comparative Report.....	7
General Fund - Expenditures History.....	12
Education Costs History.....	14
Retirement Costs History.....	15
Health Insurance Costs History.....	16
Reserves/Available Funds.....	17
General Fund - Free Cash Activity.....	18
General Fund - Reserve Fund Transfers.....	19
Capital Project Funds Summary.....	20
Special Revenue Funds Summary.....	21
Community Preservation Fund.....	22
M.G.L. Chapter 44 Section 53e 1/2 - Revolving Funds.....	26
Trust Funds Summary.....	27
Stabilization Funds.....	28
Other Post Employment Benefits Fund.....	30

Affordable Housing Trust Fund.....	31
Patton Homestead Trust/Gift Fund.....	33
Water Enterprise Fund.....	34
Water Enterprise Fund - Budget-to-Actual.....	35

**TOWN OF HAMILTON, MASSACHUSETTS
GENERAL FUND BUDGET - ESTIMATED REVENUES & APPROPRIATIONS
FISCAL YEAR 2020**

ESTIMATED REVENUES**	% of Budget	APPROPRIATIONS	% of Budget		
Property Taxes:		General Government	2,230,772 6.73%		
Property Tax Revenue	29,071,596	87.68%	Public Safety	3,104,336	9.36%
Overlay/Allowance for Abatements	(210,000)	-0.63%	Department of Public Works	2,085,041	6.29%
Total Property Taxes	28,861,596	87.04%	Health & Human Services	326,003	0.98%
State Revenue:		Culture & Recreation	1,038,287	3.13%	
State Aid - Cherry Sheet	893,914	2.70%	Public Education:		
State Aid - Cherry Sheet (offsets)	(12,329)	-0.04%	HWRSD	18,846,552	56.84%
Total State Revenue	881,585	2.66%	Essex NS Agric & Tech School	183,745	0.55%
Local Receipts:		School Debt	275,041	0.83%	
Motor Excise Taxes	1,075,000	3.24%	Undistributed:		
Boat Excise Taxes	1,700	0.01%	Retirement	997,523	3.01%
Meals Tax	68,000	0.21%	Health & Life Insurance	936,055	2.82%
Penalties & Interest on Taxes	76,500	0.23%	Property & Casualty Insurance	254,092	0.77%
Payment in Lieu of Taxes (PILOT)	32,000	0.10%	Medicare/Unemployment/Other	112,412	0.34%
Other Charges for Services	195,970	0.59%	Funded Debt	941,608	2.84%
Fees	43,400	0.13%	Total Operating	31,331,467	94.49%
Rentals	18,260	0.06%	Capital:		
Libraries	12,000	0.04%	Funded by Free Cash	145,003	0.44%
Cemetery	11,000	0.03%	Funded by Stabilization Funds	-	0.00%
Other Departmental	136,600	0.41%	Funded by Other	238,000	0.72%
Licenses and Permits	238,400	0.72%	Total Capital	383,003	1.16%
Fines and Forfeitures	6,850	0.02%	Other:		
Investment Income	8,000	0.02%	Unallocated Wages Increases	87,415	0.26%
Miscellaneous Non-Recurring	17,490	0.05%	Unappropriated:		
Total Local Receipts	1,941,170	5.85%	State & County Assessments	241,322	0.73%
Total Revenue	31,684,351	95.56%	Total Expenditures	32,043,207	96.64%
Transfers from Other Funds:		Transfers to Other Funds:			
Sale of Cemetery Lots	2,000	0.01%	OPEB Trust	125,000	0.38%
Patton Homestead	42,696	0.13%	Hamilton Development Corporation	74,880	0.23%
Total Transfers In	44,696	0.13%	Patton Homestead	86,343	0.26%
Transfers from Enterprise - Indirects:		General Stabilization	321,087	0.97%	
Water Enterprise	419,630	1.27%	Capital Stabilization	503,023	1.52%
Total Indirects	419,630	1.27%	Special Revenue - ECO	4,397	0.01%
Reserves:		Total Transfers Out	1,114,730	3.36%	
Free Cash - reduce tax rate	-	0.00%			
Free Cash - operating	1,009,260	3.04%			
F/B - Overlay Surplus	-	0.00%			
Total Reserves	1,009,260	3.04%			
TOTAL ESTIMATED REVENUE	33,157,937	100.00%	TOTAL APPROPRIATIONS	33,157,937	100%

** Estimated revenues not final until certification of Tax Recapitulation.

TOWN OF HAMILTON, MA
GENERAL FUND REVENUE - COMPARATIVE REPORT
FISCAL YEAR 2020 AND FISCAL YEAR 2019

	FISCAL YEAR 2020 (AS OF SEPTEMBER 30, 2019)				FISCAL YEAR 2019 (AS OF SEPTEMBER 30, 2018)			
	Revised Budget	Actual	(Under)/Over Budget	% of Budget Received	Revised Budget	Actual	(Under)/Over Budget	% of Budget Received
PROPERTY TAXES								
Property Taxes	29,071,596.00	6,924,498.75	(22,147,097.25)		27,227,264.00	6,478,765.44	(20,748,498.56)	
Tax Title Liens	-	5,855.73	5,855.73		-	29,764.07	29,764.07	
Tax Foreclosures	-	-	-		-	-	-	
Allowance for Abatements (budgetary only)	(210,000.00)	-	210,000.00		(200,000.00)	-	200,000.00	
Total Property Taxes	28,861,596.00	6,930,354.48	(21,931,241.52)	24.01%	27,027,264.00	6,508,529.51	(20,518,734.49)	24.08%
STATE AID								
Cherry Sheet Revenue	881,585.26	215,984.00	(665,601.26)		853,739.00	228,182.00	(625,557.00)	
Total State Aid	881,585.26	215,984.00	(665,601.26)	24.50%	853,739.00	228,182.00	(625,557.00)	26.73%
LOCAL RECEIPTS								
Motor Vehicle & Boat Excise	1,076,700.00	88,201.89	(988,498.11)		1,077,000.00	94,642.12	(982,357.88)	
Other Excise - Meals Tax	69,000.00	21,198.72	(46,801.28)		65,000.00	20,876.31	(44,123.69)	
Penalties & Interest	76,500.00	16,999.29	(59,500.71)		83,700.00	23,983.20	(59,716.80)	
Payments in Lieu of Taxes	32,000.00	-	(32,000.00)		34,000.00	-	(34,000.00)	
Other Charges for Services	195,969.96	16,629.00	(179,340.96)		118,269.00	23,431.27	(94,837.73)	
Fees	43,400.00	-	(43,400.00)		50.00	-	(50.00)	
Rentals	18,260.00	-	(18,260.00)		23,760.00	1,000.00	(22,760.00)	
Libraries	12,000.00	-	(12,000.00)		12,000.00	-	(12,000.00)	
Cemetery	11,000.00	4,700.00	(6,300.00)		12,000.00	5,300.00	(6,700.00)	
Other Departmental Revenue	136,600.00	15,255.65	(121,344.35)		140,600.00	32,453.11	(108,146.89)	
Licenses & Permits	238,400.00	106,365.20	(132,034.80)		251,025.00	82,836.37	(168,188.63)	
Fines & Forfeitures	6,850.00	3,635.84	(3,214.16)		9,000.00	949.38	(8,050.62)	
Investment Earnings	8,000.00	8,503.95	503.95		8,000.00	6,222.77	(1,777.23)	
Miscellaneous	17,490.00	1,302.68	(16,187.32)		14,000.00	1,375.75	(12,624.25)	
Total Local Receipts	1,941,169.96	282,792.22	(1,658,377.74)	14.57%	1,848,404.00	293,070.28	(1,555,333.72)	15.86%
TOTAL REVENUE	31,684,351.22	7,429,130.70	(24,255,220.52)	23.45%	29,729,407.00	7,029,781.79	(22,699,625.21)	23.65%
TRANSFERS IN								
From Enterprise - Indirects	419,630.00	419,630.00	-		406,078.00	406,078.00	-	
From Patton Homestead - Indirects	42,696.00	-	(42,696.00)		-	-	-	
From Other (Sale of Cemetery Lots)	2,000.00	2,000.00	-		2,000.00	2,000.00	-	
TOTAL TRANSFERS IN	464,326.00	421,630.00	(42,696.00)	90.80%	408,078.00	408,078.00	-	100.00%
TOTAL REVENUE AND TRANSFERS IN	32,148,677.22	7,850,760.70	(24,297,916.52)	24.42%	30,137,485.00	7,437,859.79	(22,699,625.21)	24.58%

TOWN OF HAMILTON, MASSACHUSETTS
GENERAL FUND REVENUE
FISCAL YEAR 2016 THROUGH FISCAL YEAR 2019

	FY 2016 ACTUAL REVENUE	FY 2017 ACTUAL REVENUE	FY 2018 ACTUAL REVENUE	FY 2019 ACTUAL REVENUE	FY 2018 to FY 2019 Dollar Change	FY 2018 to FY 2019 Percentage Change
PROPERTY TAXES						
Personal Property Taxes	236,363.51	219,000.04	213,401.05	222,954.58	9,553.53	4.48%
Real Estate Taxes	24,279,248.31	24,720,195.64	25,157,401.00	26,956,357.13	1,798,956.13	7.15%
Tax Title	58,409.81	123,186.49	90,788.52	87,287.34	(3,501.18)	-3.86%
Tax Foreclosures	76.57	91.35	217.89	264.99	47.10	21.62%
TOTAL PROPERTY TAXES	24,574,098.20	25,062,473.52	25,461,808.46	27,266,864.04	1,805,055.58	7.09%
STATE REVENUE						
State Aid - Cherry Sheet	619,359.00	645,991.00	671,185.00	694,676.00	23,491.00	3.50%
Unrestricted Aid	126,647.00	125,140.00	125,021.00	127,260.00	2,239.00	1.79%
Reimb State Owned Land	9,663.00	9,538.00	29,225.00	8,032.00	(21,193.00)	-72.52%
Exemptions to Elderly	9,919.00	31,056.90	24,765.00	53,114.00	28,349.00	114.47%
Veterans Benefits	765,588.00	811,725.90	850,196.00	883,082.00	32,886.00	3.87%
Total State Aid - Cherry Sheet	765,588.00	811,725.90	850,196.00	883,082.00	32,886.00	3.87%
LOCAL RECEIPTS						
Motor Vehicle Excise	1,169,919.17	1,200,867.86	1,175,007.19	1,219,920.30	44,913.11	3.82%
Other Excise- Boat	2,099.00	2,197.09	1,747.02	2,153.67	406.65	23.28%
Meals Tax	68,596.27	71,763.68	74,879.89	75,014.26	134.37	0.18%
Penalties & Interest on Taxes/ Excise	93,891.70	87,389.20	90,763.64	79,163.31	(11,600.33)	-12.78%
Payment in Lieu of Taxes	46,304.94	33,686.89	32,588.64	34,580.50	1,991.86	6.11%
Other Charges for Services						
Waste Usage Charges (ewaste, bins)			13,245.50	15,516.32	2,270.82	17.14%
Waste Services (Wastezero - blue bags)			47,000.00	73,223.20	26,223.20	55.79%
Waste Services (Bulk stickers)			1,365.00	3,300.00	1,935.00	141.76%
Wenham ECO		38,995.49	20,162.70	21,264.04	1,101.34	5.46%
Wenham Recreation	16,132.06	106,357.68	66,787.35	83,740.84	16,953.49	25.38%
Energy Manager		2,783.80	3,466.30	4,001.96	535.66	15.45%
Veterans Pool (Admin)				2,111.23	2,111.23	0.00%
Total Other Charges for Services	16,132.06	148,136.97	152,026.85	203,157.59	49,019.51	32.24%
Fees	752.00	28.00	660.00	2,240.00	1,580.00	239.39%
Sealer Fee						

TOWN OF HAMILTON, MASSACHUSETTS
GENERAL FUND REVENUE
FISCAL YEAR 2016 THROUGH FISCAL YEAR 2019

	FY 2016 ACTUAL REVENUE	FY 2017 ACTUAL REVENUE	FY 2018 ACTUAL REVENUE	FY 2019 ACTUAL REVENUE	FY 2018 to FY 2019 Dollar Change	FY 2018 to FY 2019 Percentage Change
Rentals						
Selectmen Rental Income:						
Patton Homestead Lease (Gordon College)	6,000.00	6,000.00	3,000.00	-	(3,000.00)	-100.00%
Gun Club Rent (Miles River Marsh Rats)	7,500.00	8,500.00	9,000.00	9,500.00	500.00	5.56%
Public Safety Building Rent (Beaumont Ambulance)	8,760.00	8,760.00	-	8,345.00	8,345.00	0.00%
Other	-	1,500.00	-	1,000.00	1,000.00	0.00%
Total Rentals	22,260.00	24,760.00	12,000.00	18,845.00	6,845.00	57.04%
Library	12,300.26	12,269.69	12,211.48	12,148.94	(62.54)	-0.51%
Cemetery	8,750.00	18,600.00	12,050.00	16,750.00	4,700.00	39.00%
Other Departmental Revenue						
Selectmen Receipts - (Gordon Conwell Gift)	75,105.50	35,000.00	36,078.69	-	(36,078.69)	-100.00%
Assessors Receipts - (Abutters List)	500.00	420.18	510.00	420.00	(90.00)	-17.65%
Municipal Lien Certificates	10,600.00	12,650.00	10,450.00	10,900.00	450.00	4.31%
Town Clerk Receipts (Birth, Marriage, Death Certificates, Raffle, Flammable Permits, etc.)	7,447.60	8,151.54	6,680.00	8,435.00	1,755.00	26.27%
Con Com Receipts (RDA Local Fee, NOI Bylaw Fee)	3,500.00	1,950.00	4,567.50	2,675.00	(1,892.50)	-41.43%
Planning Dept Receipts (Special Permit Fee, etc.)	350.00	1,650.00	4,675.00	7,600.00	2,925.00	62.57%
Police Receipts (Record Copy, Solicitor Permit, DV/Cruiser)	2,721.00	2,945.00	2,484.62	2,187.76	(296.86)	-11.95%
Police Admin Fee	7,702.40	11,545.80	11,507.95	26,302.83	14,794.88	128.56%
Board of Health Receipts (Food, Tobacco Retail, Subsurface Disposal Systems, Private Well, Swimming Pool Permits, etc.)	50,184.00	40,950.00	52,441.58	46,435.00	(6,006.58)	-11.45%
Host Community Agreement	-	-	-	10,000.00	10,000.00	0.00%
Total Departmental	158,110.50	115,262.52	129,395.34	114,955.59	(14,439.75)	-11.16%
Licenses & Permits						
Selectmen Licenses - (Liquor, Class II, Common Virtualer's)	17,100.00	17,647.00	16,456.50	18,571.00	2,114.50	12.85%
Tax Title Legal Fees	2,661.00	2,252.50	1,099.58	3,224.58	2,125.00	193.26%
Treasurer/Collector Receipts (Copies)	208.93	48.85	152.61	27.12	(125.49)	-82.23%
Permit Revenue - Police Pistol	1,312.50	2,075.00	2,100.00	2,200.00	100.00	4.76%
Dept Revenue Open Burning Fire	5,765.00	5,110.00	6,130.00	4,100.00	(2,030.00)	-33.12%
Fire Permit Revenue	16,125.00	16,405.00	17,570.50	20,410.00	2,839.50	16.16%
Inspectional Services Dept Revenue (Building, Electric, Plumbing Permits)	174,642.07	121,684.25	-	-	-	0.00%
Building Permits	-	-	109,210.00	215,055.20	105,845.20	96.92%
Electrical Permits	-	-	36,662.00	47,632.00	10,970.00	29.92%
Plumbing Permits	-	-	24,875.00	40,806.60	15,931.60	64.05%

TOWN OF HAMILTON, MASSACHUSETTS
GENERAL FUND REVENUE
FISCAL YEAR 2016 THROUGH FISCAL YEAR 2019

	FY 2016 ACTUAL REVENUE	FY 2017 ACTUAL REVENUE	FY 2018 ACTUAL REVENUE	FY 2019 ACTUAL REVENUE	FY 2018 to FY 2019 Dollar Change	FY 2018 to FY 2019 Percentage Change
Dog License Revenue	15,101.00	16,360.00	14,295.00	19,895.00	5,540.00	38.75%
Permit Revenue Zoning	-	-	1,325.00	665.00	(660.00)	-49.81%
DPW Receipts (Trench & Street Permits)	5,200.00	3,700.00	5,248.94	3,131.09	(2,117.85)	-40.35%
Total License & Permits	238,115.50	185,282.60	235,125.13	375,657.59	140,532.46	59.77%
Fines & Forfeitures						
DOT Citations	5,917.50	4,600.00	3,048.79	4,448.98	1,400.19	45.93%
Fines and Forfeitures	1,085.00	1,115.00	995.00	485.00	(510.00)	-51.26%
Fine Revenue Court	3,080.00	4,327.50	3,525.00	3,340.00	(185.00)	-5.25%
Total Fines & Forfeitures	10,082.50	10,042.50	7,568.79	8,273.98	705.19	9.32%
Municipal Medicare Reimbursement	12,162.88	6,243.59	-	-	-	0.00%
Miscellaneous						
Non-Recurring Revenue	7,761.58	66,377.25	65,036.04	67,191.39	2,155.35	3.31%
Municipal Receipts - IMA Health	-	899.84	-	-	-	0.00%
Recurring Miscellaneous Revenue (HDC)	-	-	-	5,246.00	5,246.00	0.00%
ACO IMA Manchester (Animal Control)	10,615.42	12,000.00	12,000.00	12,000.00	-	0.00%
MA Rev Miscellaneous	-	426.66	-	-	-	0.00%
H-W School Part Time Help (Grounds Maintenance)	5,887.38	12,023.90	11,337.56	-	(11,337.56)	-100.00%
Fuel Charge (HWRSD Fuel Charge)	2,316.52	2,697.46	3,340.36	4,238.68	898.32	26.89%
NSF Fee	-	-	-	50.00	50.00	0.00%
Bond Premium	8,977.04	-	-	-	-	0.00%
Total Miscellaneous	35,557.94	94,425.11	91,713.96	88,726.07	(2,987.89)	-3.26%
Investment Income	8,194.36	12,901.35	19,859.72	24,812.41	4,952.69	24.94%
Interest Income	-	-	-	-	-	-
TOTAL LOCAL RECEIPTS	1,903,229.08	2,023,857.05	2,047,597.65	2,276,399.21	226,690.33	11.07%
TOTAL REVENUE	27,242,915.28	27,898,056.47	28,359,602.11	30,426,345.25	2,064,631.91	7.28%

**TOWN OF HAMILTON, MASSACHUSETTS
GENERAL FUND APPROPRIATION SUMMARY
FISCAL YEAR 2020**

	Budget	Percent of Total Budget
Municipal		
General Government	2,230,772	6.73%
Public Safety	3,104,336	9.36%
Department of Public Works	2,085,041	6.29%
Health & Social Services	326,003	0.98%
Culture & Recreation - Joint Departments	1,038,287	3.13%
Total Municipal Budget	8,784,439	26.49%
Education		
Hamilton-Wenham Regional School District	18,846,552	56.84%
Essex Agricultural and Technical School District	183,745	0.55%
Debt Service	275,041	0.83%
Total Education	19,305,338	58.22%
Debt Service	941,608	2.84%
Total Debt Service	941,608	2.84%
Undistributed		
Public Celebrations	12,250	0.04%
Retirement	997,523	3.01%
Unemployment	23,820	0.07%
Health & Life Insurance	936,055	2.82%
General Insurance (i.e. Property & Casualty)	254,092	0.77%
Medicare Tax	76,342	0.23%
Total Undistributed	2,300,082	6.94%
Other		
Capital	383,003	1.16%
Salary Reserve	87,415	0.26%
State Charges & Assessments	241,322	0.73%
Transfer to OPEB Liability Fund	125,000	0.38%
Transfer to Agency	74,880	0.23%
Transfer to Patton Homestead	86,343	0.26%
Transfer to Stabilization	321,087	0.97%
Transfer to Capital Stabilization	503,023	1.52%
Transfer to Special Revenue	4,397	0.01%
Total Other	1,826,470	5.51%
Total Appropriations	33,157,937	100.00%

TOWN OF HAMILTON, MASSACHUSETTS
GENERAL FUND EXPENSES - COMPARATIVE REPORT
FISCAL YEAR 2020 AND FISCAL YEAR 2019

	FISCAL YEAR 2020 (AS OF SEPTEMBER 30, 2019)				FISCAL YEAR 2019 (AS OF SEPTEMBER 30, 2018)			
	Revised Budget*	Actual	under/(over) Budget	% of Budget Used	Revised Budget*	Actual	under/(over) Budget	% of Budget Used
SELECTMEN SALARIES	37,624.95	9,537.95	28,087.00	25.35%	32,135.00	8,841.72	23,293.28	27.51%
SELECTMEN EXPENSES	6,800.00	0.00	6,800.00	0.00%	15,850.00	0.00	15,850.00	0.00%
TOWN MANAGER SALARIES	292,533.59	48,825.39	243,708.20	16.69%	201,647.51	34,023.95	167,623.56	16.87%
TOWN MANAGER EXPENSES	112,020.76	19,100.22	92,920.54	17.05%	122,718.60	28,686.32	94,032.28	23.38%
FINANCE COMMITTEE EXPENSES	3,425.00	180.00	3,245.00	5.26%	390.00	180.00	210.00	46.15%
RESERVE FUND**	89,500.00	-	89,500.00	0.00%	100,000.00	-	100,000.00	0.00%
FINANCE/IT SALARIES	237,833.57	57,095.31	180,738.26	24.01%	220,871.01	39,437.13	181,433.88	17.86%
FINANCE/IT EXPENSES	235,497.78	85,407.22	150,090.56	36.27%	184,760.48	104,211.39	80,549.09	56.40%
ASSESSORS SALARIES	167,975.07	35,111.68	132,863.39	20.90%	162,816.48	36,688.55	126,127.93	22.53%
ASSESSORS EXPENSES	20,566.00	839.35	19,726.65	4.08%	27,566.00	4,019.17	23,546.83	14.58%
TREASURER/COLLECTOR SALARIES	197,371.06	32,640.67	164,730.39	16.54%	194,316.68	42,846.76	151,469.92	22.05%
TREASURER/COLLECTOR EXPENSES	51,047.50	6,358.19	44,689.31	12.46%	49,797.70	5,849.03	43,948.67	11.75%
LEGAL RETAINERS	42,000.00	4,500.00	37,500.00	10.71%	42,000.00	7,416.67	34,583.33	17.66%
TOWN COUNSEL EXPENSES	97,916.67	13,217.77	84,698.90	13.50%	90,000.00	7,413.50	82,586.50	8.24%
TOWN CLERK SALARIES	116,494.59	17,681.44	98,813.15	15.18%	113,997.00	25,006.50	88,990.50	21.94%
TOWN CLERK EXPENSES	14,050.00	5,622.86	8,427.14	40.02%	13,920.00	1,981.85	11,938.15	14.24%
ELECTIONS & REGISTRATION SALARIES	18,190.09	-	18,190.09	0.00%	21,167.80	3,444.47	17,723.33	16.27%
ELECTIONS & REGISTRATION EXPENSES	24,220.00	1,691.00	22,529.00	6.98%	23,900.00	2,875.86	21,024.14	12.03%
CONSERVATION COMMISSION SALARIES	39,959.42	9,537.17	30,422.25	23.87%	32,538.13	7,429.73	25,108.40	22.83%

TOWN OF HAMILTON, MASSACHUSETTS
GENERAL FUND EXPENSES - COMPARATIVE REPORT
FISCAL YEAR 2020 AND FISCAL YEAR 2019

	FISCAL YEAR 2020 (AS OF SEPTEMBER 30, 2019)				FISCAL YEAR 2019 (AS OF SEPTEMBER 30, 2018)			
	Revised Budget*	Actual	under/(over) Budget	% of Budget Used	Revised Budget*	Actual	under/(over) Budget	% of Budget Used
CONSERVATION COMMISSION EXPENSES	2,685.00	425.00	2,260.00	15.83%	2,685.00	417.00	2,268.00	15.53%
PLANNING SALARIES	117,550.24	28,787.04	88,763.20	24.49%	114,354.60	26,135.68	88,218.92	22.85%
PLANNING EXPENSES	32,225.00	132.18	32,092.82	0.41%	15,725.00	398.38	15,326.62	2.53%
CHEBACCO WOODS EXPENSES	2,500.00	-	2,500.00	0.00%	2,500.00	-	2,500.00	0.00%
FACILITIES SALARIES	83,000.00	17,159.01	65,840.99	20.67%	87,275.00	14,539.20	72,735.80	16.66%
FACILITIES EXPENSES	219,632.25	31,202.63	188,429.62	14.21%	209,146.00	26,647.77	182,498.23	12.74%
GENERAL GOVERNMENT	2,262,618.54	425,052.08	1,837,566.46	18.79%	2,082,077.99	428,490.63	1,653,587.36	20.58%
POLICE SALARIES	1,628,491.59	373,559.36	1,254,932.23	22.94%	1,502,283.39	322,955.36	1,179,328.03	21.50%
POLICE EXPENSES	124,571.82	55,109.12	69,462.70	44.24%	117,398.67	45,984.92	71,413.75	39.17%
EMERGENCY REPORT CENTER SALARIES	297,133.44	77,321.11	219,812.33	26.02%	282,977.23	65,595.06	217,382.17	23.18%
EMERGENCY REPORT CENTER EXPENSES	39,853.75	32,196.25	7,657.50	80.79%	39,108.75	31,295.29	7,813.46	80.02%
FIRE SALARIES	635,596.22	142,295.26	493,300.96	22.39%	644,879.17	132,638.42	512,240.75	20.57%
FIRE EXPENSES	168,907.83	96,392.30	72,515.53	57.07%	84,355.60	25,045.64	59,309.96	29.69%
INSPECTIONAL SERVICES SALARIES	50,768.70	12,378.77	38,389.93	24.38%	59,508.90	20,085.83	39,423.07	33.75%
INSPECTIONAL SERVICES EXPENSES	117,525.00	-	117,525.00	0.00%	84,438.10	22,757.98	61,680.12	26.95%
EMERGENCY MANAGEMENT EXPENSES	1,100.00	-	1,100.00	0.00%	1,100.00	-	1,100.00	0.00%
ANIMAL CONTROL SALARIES	33,930.00	9,002.28	24,927.72	26.53%	17,800.00	6,738.48	11,061.52	37.86%
ANIMAL CONTROL EXPENSES	1,850.00	-	1,850.00	0.00%	1,590.00	-	1,590.00	0.00%
STREET LIGHTS EXPENSES	23,000.00	2,334.20	20,665.80	10.15%	21,159.83	1,998.74	19,161.09	9.45%
PUBLIC SAFETY	3,122,728.35	800,588.65	2,322,139.70	25.64%	2,856,599.64	675,095.72	2,181,503.92	23.63%

**TOWN OF HAMILTON, MASSACHUSETTS
GENERAL FUND EXPENSES - COMPARATIVE REPORT
FISCAL YEAR 2020 AND FISCAL YEAR 2019**

	FISCAL YEAR 2020 (AS OF SEPTEMBER 30, 2019)				FISCAL YEAR 2019 (AS OF SEPTEMBER 30, 2018)			
	Revised Budget*	Actual	under/(over) Budget	% of Budget Used	Revised Budget*	Actual	under/(over) Budget	% of Budget Used
PUBLIC WORKS SALARIES	242,990.79	50,796.12	192,194.67	20.90%	154,268.36	34,185.93	120,082.43	22.16%
PUBLIC WORKS EXPENSES	44,561.30	12,670.50	31,890.80	28.43%	46,687.98	15,998.13	30,689.85	34.27%
HIGHWAY SALARIES	244,417.84	48,479.71	195,938.13	19.83%	233,799.05	42,373.64	191,425.41	18.12%
HIGHWAY EXPENSES	217,425.00	7,614.69	209,810.31	3.50%	213,225.00	12,286.02	200,938.98	5.76%
SNOW & ICE SALARIES	89,175.00	-	89,175.00	0.00%	89,175.00	-	89,175.00	0.00%
SNOW & ICE EXPENSES	179,250.00	7,819.90	171,430.10	4.36%	179,250.00	3,320.43	175,929.57	1.85%
VEHICLE MAINTENANCE SALARIES	88,583.48	21,613.55	66,969.93	24.40%	84,772.60	17,812.32	66,960.28	21.01%
VEHICLE MAINTENANCE EXPENSES	71,350.00	10,295.12	61,054.88	14.43%	57,695.00	15,596.03	42,098.97	27.03%
CEMETERY SALARIES	85,513.69	25,537.76	59,975.93	29.86%	81,364.67	20,274.90	61,089.77	24.92%
CEMETERY EXPENSES	9,700.00	658.23	9,041.77	6.79%	9,700.00	973.40	8,726.60	10.04%
SANITATION SALARIES	5,016.53	1,026.64	3,989.89	20.47%	4,594.02	992.48	3,601.54	21.60%
SANITATION EXPENSES	755,060.00	118,330.90	636,729.10	15.67%	628,176.00	115,983.48	512,192.52	18.46%
PARKS & FIELDS SALARIES	68,952.00	19,554.50	49,397.50	28.36%	65,469.01	16,702.09	48,766.92	25.51%
PARKS & FIELDS EXPENSES	19,415.00	161.13	19,253.87	0.83%	8,750.00	568.06	8,181.94	6.49%
PUBLIC WORKS	2,121,410.63	324,558.75	1,796,851.88	15.30%	1,856,926.69	297,066.91	1,559,859.78	16.00%
PUBLIC HEALTH SALARIES	133,724.71	33,468.21	100,256.50	25.03%	131,784.00	24,672.98	107,111.02	18.72%
PUBLIC HEALTH EXPENSES	6,610.00	760.24	5,849.76	11.50%	5,760.00	552.30	5,207.70	9.59%
COUNCIL ON AGING SALARIES	86,849.52	25,149.60	61,699.92	28.96%	82,776.20	21,375.31	61,400.89	25.82%

TOWN OF HAMILTON, MASSACHUSETTS
GENERAL FUND EXPENSES - COMPARATIVE REPORT
FISCAL YEAR 2020 AND FISCAL YEAR 2019

	FISCAL YEAR 2020 (AS OF SEPTEMBER 30, 2019)				FISCAL YEAR 2019 (AS OF SEPTEMBER 30, 2018)			
	Revised Budget*	Actual	under/(over) Budget	% of Budget Used	Revised Budget*	Actual	under/(over) Budget	% of Budget Used
COUNCIL ON AGING EXPENSES	43,025.84	10,760.08	32,265.76	25.01%	31,050.58	7,706.21	23,344.37	24.82%
VETERAN'S SERVICES SALARIES	36,343.00	35,851.55	491.45	98.65%	35,094.00	35,093.91	0.09	100.00%
VETERAN'S SERVICES EXPENSES	30,000.00	7,169.35	22,830.65	23.90%	30,000.00	4,618.56	25,381.44	15.40%
HEALTH & HUMAN SERVICES	336,553.07	113,159.03	223,394.04	33.62%	316,464.78	94,019.27	222,445.51	29.71%
LIBRARY EXPENSES	880,794.81	217,120.20	663,674.61	24.65%	793,123.98	-	793,123.98	0.00%
RECREATION SALARIES	130,476.81	32,764.05	97,712.76	25.11%	125,930.10	28,047.72	97,882.38	22.27%
RECREATION EXPENSES	27,015.00	5,358.08	21,656.92	19.83%	26,603.10	4,634.73	21,968.37	17.42%
CULTURE & RECREATION	1,038,286.62	255,242.33	783,044.29	24.58%	945,657.18	32,682.45	912,974.73	3.46%
HAMILTON-WENHAM SCHOOL DISTRICT	18,846,552.00	4,671,608.00	14,174,944.00	24.79%	17,746,437.94	4,436,609.53	13,309,828.41	25.00%
ESSEX AGRICULTURAL SCHOOL DISTRICT	183,745.00	45,865.50	137,879.50	24.96%	191,079.00	46,716.75	144,362.25	24.45%
DEBT SERVICE	275,241.00	162,576.70	112,664.30	59.07%	660,934.06	165,494.17	495,439.89	25.04%
EDUCATION	19,305,538.00	4,880,050.20	14,425,487.80	25.28%	18,598,451.00	4,648,820.45	13,949,630.55	25.00%
FUNDED DEBT EXPENSES	941,608.00	353,150.00	588,458.00	37.50%	942,808.00	327,900.00	614,908.00	34.78%
RETIREMENT APPROPRIATION	997,523.00	987,370.00	10,153.00	98.98%	921,648.00	921,648.00	-	100.00%
UNEMPLOYMENT INSURANCE EXPENSES	23,861.46	-	23,861.46	0.00%	10,000.00	-	10,000.00	0.00%
HEALTH & LIFE INSURANCE EXPENSES	936,055.00	188,986.18	747,068.82	20.19%	874,142.00	180,834.43	693,307.57	20.69%
MEDICARE TAX	76,342.00	14,017.78	62,324.22	18.36%	71,674.00	12,457.52	59,216.48	17.38%
UNDISTRIBUTED - PERSONNEL BENEFIT	2,033,781.46	1,190,373.96	843,407.50	58.53%	1,877,464.00	1,114,939.95	762,524.05	59.39%
GENERAL INSURANCE EXPENSES	254,092.00	221,767.75	32,324.25	87.28%	228,895.68	210,837.40	18,058.28	92.11%
PUBLIC CELEBRATIONS	12,250.00	-	12,250.00	0.00%	3,245.00	300.00	2,945.00	9.24%

TOWN OF HAMILTON, MASSACHUSETTS
GENERAL FUND EXPENSES - COMPARATIVE REPORT
FISCAL YEAR 2020 AND FISCAL YEAR 2019

	FISCAL YEAR 2020 (AS OF SEPTEMBER 30, 2019)				FISCAL YEAR 2019 (AS OF SEPTEMBER 30, 2018)			
	Revised Budget*	Actual	under/(over) Budget	% of Budget Used	Revised Budget*	Actual	under/(over) Budget	% of Budget Used
UNDISTRIBUTED - OTHER	266,342.00	221,767.75	44,574.25	83.26%	232,140.68	211,137.40	21,003.28	90.95%
CAPITAL	629,621.50	5,428.72	624,192.78	0.86%	613,433.56	111,506.68	501,926.88	18.18%
UNALLOCATED SALARY RESERVE***	87,415.00	-	87,415.00	0.00%	-	-	-	0.00%
STATE & COUNTY CHARGES	241,322.00	-	241,322.00	0.00%	234,072.00	40,224.00	193,848.00	17.18%
TOTAL EXPENDITURES	32,387,225.17	8,569,371.47	23,817,853.70	26.46%	30,556,095.52	7,981,883.46	22,574,212.06	26.12%
TRANSFER TO OPEB TRUST	125,000.00	125,000.00	-	100.00%	125,000.00	125,000.00	-	100.00%
TRANSFER TO CAPITAL STABILIZATION	503,023.00	503,023.00	-	100.00%	-	-	-	0.00%
TRANSFER TO STABILIZATION	321,087.00	321,087.00	-	100.00%	-	-	-	0.00%
TRANSFER TO PATTON HOMESTEAD	86,343.00	86,343.00	-	100.00%	-	-	-	0.00%
TRANSFER TO AGENCY	74,880.00	74,880.00	-	100.00%	65,000.00	65,000.00	-	100.00%
TRANSFER TO SPECIAL REVENUE	4,396.94	4,396.94	-	100.00%	-	-	-	0.00%
TOTAL TRANSFERS OUT	1,114,729.94	1,114,729.94	-	100.00%	190,000.00	190,000.00	-	100.00%
TOTAL EXPENDITURES AND TRANSFERS OUT	33,501,955.11	9,684,101.41	23,817,853.70	28.91%	30,746,095.52	8,171,883.46	22,574,212.06	26.58%

* Includes prior year encumbrances carried forward

** The remaining balance of the Reserve Fund each year is reported above. The transfers are reported in the budgets that needed additional funding per the request of the department and approval of the Finance Committee.

*** The remaining balance of the Salary Reserve each year is reported above. The transfers are reported in the budgets that needed additional funding per approval of new Wage Grid and settlement of Collective Bargaining Agreements.

**TOWN OF HAMILTON, MASSACHUSETTS
GENERAL FUND EXPENDITURES/BUDGET
FISCAL YEAR 2016 THROUGH FISCAL YEAR 2020**

	FY 2016 ACTUALS	FY 2017 ACTUALS	FY 2018 ACTUALS	FY 2019 ACTUALS	FY 2020 BUDGET	% Change 2019 / 2020
Selectmen	35,333	32,807	45,354	39,640	44,425	12.07%
Town Manager	255,887	282,512	346,841	275,863	404,554	46.65%
Finance Committee	176	176	325	180	3,425	1802.78%
Reserve Fund*	66,469	-	5,753	-	89,500	0.00%
Finance/IT	414,237	353,601	367,050	357,645	473,331	32.35%
Assessor	167,161	169,724	167,446	182,953	188,541	3.05%
Treasurer/Collector	214,270	213,353	222,662	234,471	248,419	5.95%
Town Counsel	104,439	125,434	145,053	123,765	139,917	13.05%
Town Clerk	108,926	110,290	110,714	125,575	130,545	3.96%
Elections & Registration	25,687	35,727	23,652	33,331	42,410	27.24%
Conservation Commission	29,340	30,270	34,256	34,159	42,644	24.84%
Planning	142,164	109,829	118,752	117,441	149,775	27.53%
Chebacco Woods	785	2,500	2,500	1,941	2,500	28.82%
Facilities	253,561	301,967	277,997	251,505	302,632	20.33%
Total General Government	1,818,435	1,768,190	1,868,356	1,778,467	2,262,619	27.22%
Police Department	1,446,944	1,485,985	1,529,812	1,596,347	1,753,063	9.82%
Emergency Report Center	279,111	297,078	317,566	314,207	336,987	7.25%
Fire Department	557,874	619,270	694,198	705,376	804,504	14.05%
Inspectional Services	123,748	90,050	106,646	134,890	168,294	24.76%
Emergency Management	-	942	-	1,099	1,100	0.07%
Animal Control	27,446	30,432	31,812	30,070	35,780	18.99%
Street Lights	33,677	1,076	20,449	17,370	23,000	32.41%
Total Public Safety	2,468,800	2,524,832	2,700,482	2,799,360	3,122,728	11.55%
Public Works	219,016	174,711	254,405	193,186	287,552	48.85%
Highway	475,947	526,741	459,465	330,118	461,843	39.90%
Snow & Ice	179,168	252,144	261,825	186,668	268,425	43.80%
Vehicle Maintenance	-	-	-	145,091	159,933	10.23%
Cemetery	83,101	90,095	81,707	87,858	95,214	8.37%
Waste, Recycling & Landfill	-	24,000	660,700	723,704	760,077	5.03%
Parks & Fields	41,551	76,047	63,912	66,250	88,367	33.38%
HWRSD Fields & Grounds	14,894	10,880	11,669	-	-	0.00%
Total Public Works	1,013,677	1,154,618	1,793,683	1,732,875	2,121,411	18.27%
Public Health	112,566	116,739	125,173	130,350	140,335	7.66%
Council on Aging	87,903	98,149	106,659	105,034	129,875	23.65%
Veteran's Services	45,582	63,263	50,596	57,003	66,343	16.39%
Total Health & Human Services	246,051	278,150	282,428	292,386	336,553	15.11%
Library	748,569	731,343	757,275	793,049	880,795	11.06%
Recreation	99,791	106,549	120,818	157,140	157,492	0.22%
Total Culture & Recreation	848,360	837,892	878,093	950,189	1,038,287	9.27%
Hamilton-Wenham Regional School District	16,417,016	16,837,974	16,776,063	17,746,438	18,846,552	6.20%
Essex Agricultural and Technical School District	197,798	227,628	205,457	186,867	183,745	-1.67%
Debt Service	604,453	592,218	640,784	649,524	275,241	-57.62%
Total Education	17,219,267	17,657,820	17,622,304	18,582,829	19,305,538	3.89%
Funded Debt	1,046,775	990,340	978,376	933,608	941,608	0.86%
Retirement	721,863	794,132	789,304	921,648	997,523	8.23%
Unemployment Compensation	-	25,502	3,791	8,050	23,861	196.42%
Health & Life Insurance	800,986	738,329	755,498	743,671	936,055	25.87%
Medicare Tax	50,762	54,615	61,938	60,321	76,342	26.56%
Total Personnel Benefits	1,573,611	1,612,579	1,610,530	1,733,689	2,033,781	17.31%
General Insurance (i.e. Property & Casualty)	184,933	191,216	209,543	218,055	254,092	16.53%
Public Celebrations	2,867	3,854	6,034	11,623	12,250	5.39%
Total Miscellaneous	187,800	195,070	215,577	229,678	266,342	15.96%
Capital	190,826	210,993	602,891	289,837	629,622	117.23%
Unallocated Salary Reserve**	-	67,374	596	-	87,415	0.00%

**TOWN OF HAMILTON, MASSACHUSETTS
GENERAL FUND EXPENDITURES/BUDGET
FISCAL YEAR 2016 THROUGH FISCAL YEAR 2020**

	FY 2016 ACTUALS	FY 2017 ACTUALS	FY 2018 ACTUALS	FY 2019 ACTUALS	FY 2020 BUDGET	% Change 2019 / 2020
State & County Charges	230,532	232,015	234,072	241,322	241,322	0.00%
Transfer to Special Revenue	-	-	22,422	-	4,397	0.00%
Transfer to Enterprise Funds	323,138	609,302	-	-	-	0.00%
Transfer to OPEB	25,000	75,000	100,000	125,000	125,000	0.00%
Transfer to Capital Stabilization	-	-	-	-	503,023	0.00%
Transfer to Stabilization	-	-	-	-	321,087	0.00%
Transfer to Patton Homestead	-	-	-	90,011	86,343	-4.08%
Transfer to Agency	65,000	65,000	65,000	65,000	74,880	15.20%
 Total Transfers	413,138	749,302	187,422	280,011	1,114,730	298.10%
Total Appropriations	27,257,272	28,279,174	28,974,811	29,844,251	33,501,955	12.26%

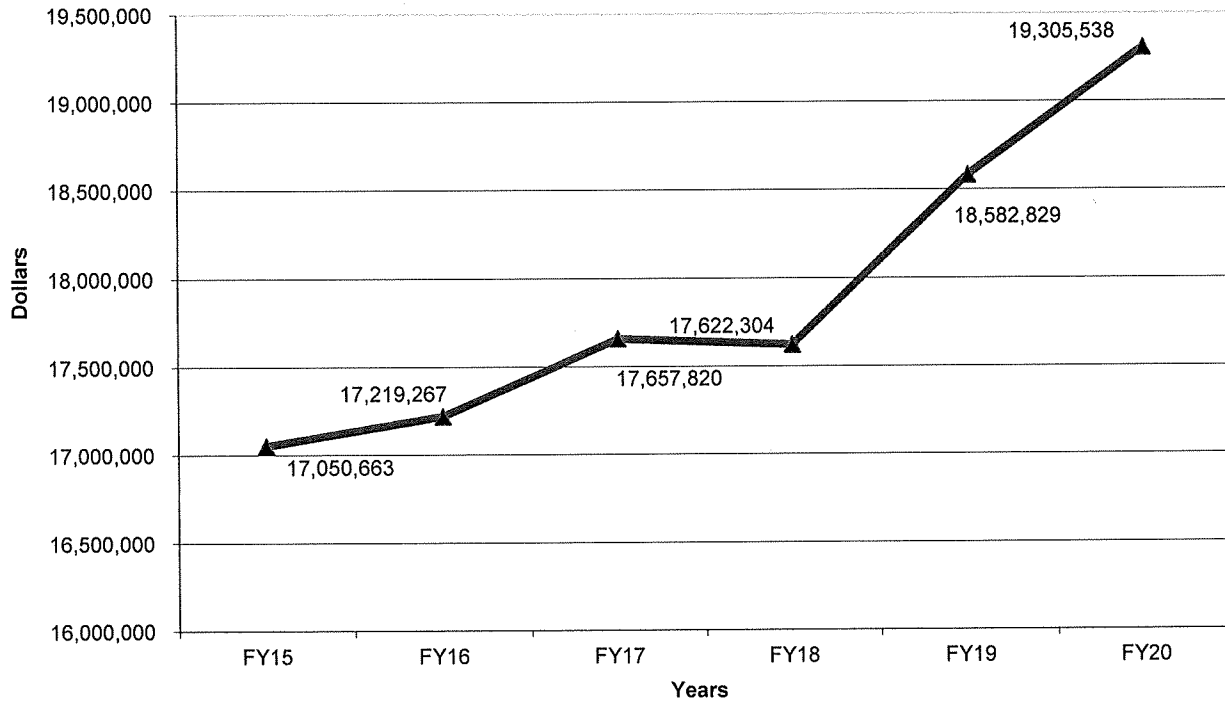
* The remaining balance of the Reserve Fund each year is reported above. The transfers are reported in the budgets that needed additional funding per the request of the department and approval of the Finance Committee.

** The remaining balance of the Salary Reserve each year is reported above. The transfers are reported in the budgets that needed additional funding per approval of new Wage Grid and settlement of Collective Bargaining Agreements.

**TOWN OF HAMILTON, MASSACHUSETTS
EDUCATION EXPENDITURES & BUDGET
FISCAL YEAR 2015 THROUGH FISCAL YEAR 2020**

	<u>Year</u>	<u>Actual</u>	<u>Change</u>	<u>% Change</u>
	FY15	17,050,663	-	0.0%
	FY16	17,219,267	168,604	1.0%
	FY17	17,657,820	438,553	2.5%
	FY18	17,622,304	(35,516)	-0.2%
	FY19	18,582,829	960,525	5.5%
(BUDGET)	FY20	19,305,538	722,709	3.9%

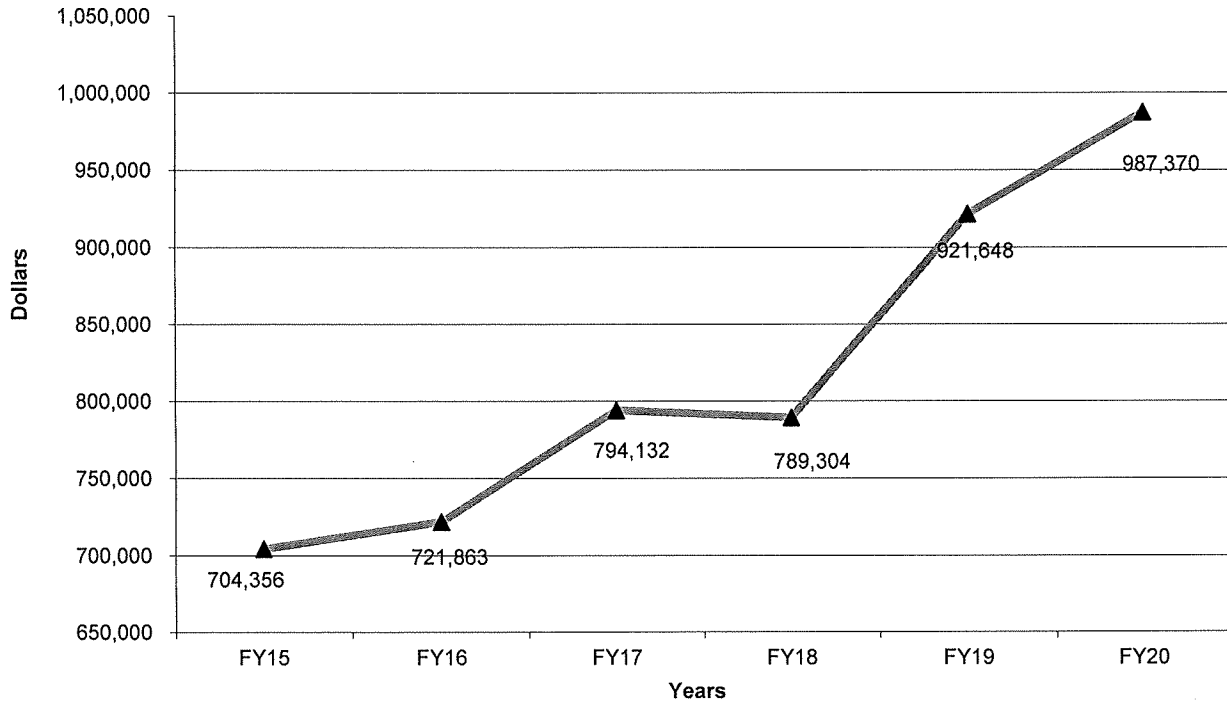
Education Costs



**TOWN OF HAMILTON, MASSACHUSETTS
RETIREMENT EXPENDITURES
FISCAL YEAR 2015 THROUGH FISCAL YEAR 2020**

<u>Year</u>	<u>Actual</u>	<u>Change</u>	<u>% Change</u>
FY15	704,356	-	0.0%
FY16	721,863	17,507	2.5%
FY17	794,132	72,269	10.0%
FY18	789,304	(4,828)	-0.6%
FY19	921,648	132,344	16.8%
FY20	987,370	65,722	7.1%

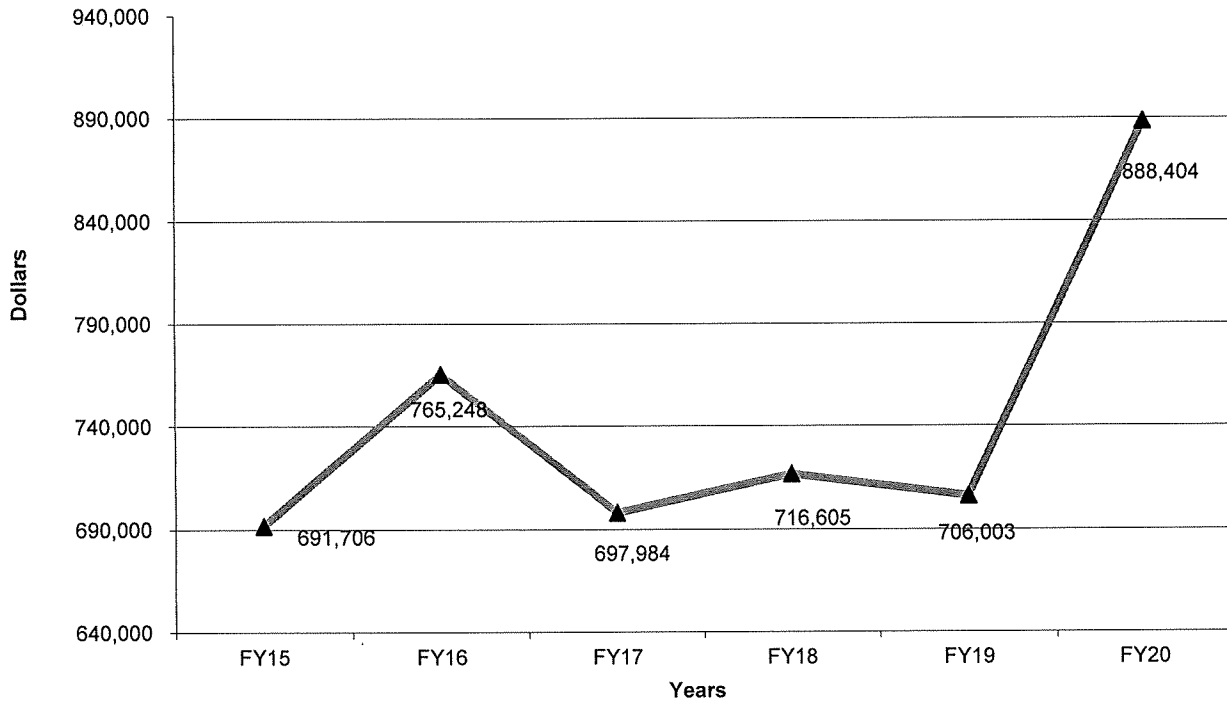
Retirement Costs



**TOWN OF HAMILTON, MASSACHUSETTS
HEALTH INSURANCE EXPENDITURES & BUDGET
FISCAL YEAR 2015 THROUGH FISCAL YEAR 2020**

	<u>Year</u>	<u>Actual</u>	<u>Change</u>	<u>% Change</u>
	FY15	691,706	-	0.0%
	FY16	765,248	73,542	10.6%
	FY17	697,984	(67,264)	-8.8%
	FY18	716,605	18,621	2.7%
	FY19	706,003	(10,602)	-1.5%
(BUDGET)	FY20	888,404	182,401	25.8%

Health Insurance Costs



**TOWN OF HAMILTON, MASSACHUSETTS
RESERVES/AVAILABLE FUNDS
AS OF SEPTEMBER 30, 2019**

RESERVES / AVAILABLE FUNDS

Free Cash	This is a community's unrestricted available funds that may be used as a funding source for appropriations. Free Cash is generated when actual revenue collections are more than budget estimates and when expenditures are less than appropriations.	<u>Certified</u> <u>9/16/19</u>	\$3,033,888
General Stabilization Fund	Essentially, it is a "rainy day" fund available for emergencies or to spread out the impact of large expenditures. The fund may be appropriated for any lawful purpose by a two-thirds vote of Town Meeting.		\$1,160,936
Total Reserves / Available Funds			\$4,194,824

RESTRICTED FUNDS

Recreation Stabilization Fund	The Town established in FY16 a special Recreation Stabilization Fund for the purpose of funding recreational fields and all incidental and related costs.	\$546,822
Capital Stabilization Fund	The Town established in FY20 a Capital Stabilization Fund for the purpose of funding capital expenditures.	\$503,023

CERTIFIED FREE CASH & GENERAL STABILIZATION:

Certified Free Cash	\$3,033,888
General Stabilization Balance	<u>\$1,160,936</u>
Total Free Cash & General Stabilization	<u><u>\$4,194,824</u></u>
Total General Fund Estimated Revenues & Transfers In	<u><u>32,148,677</u></u>
Free Cash & General Stabilization as a % of Estimated Revenues & Transfers In	<u><u>13.05%</u></u>

**TOWN OF HAMILTON, MASSACHUSETTS
GENERAL FUND - FREE CASH ACTIVITY
FISCAL YEAR 2020
AS OF SEPTEMBER 30, 2019**

	<u>FY 2020 YTD</u>
CERTIFIED FREE CASH:	3,033,888
USES:	-
	<hr/>
Total Uses	<hr/> - <hr/>
Unappropriated Free Cash	<hr/> <u><u>3,033,888</u></u>

**TOWN OF HAMILTON, MASSACHUSETTS
GENERAL FUND - RESERVE FUND TRANSFERS
FISCAL YEAR 2017 THROUGH FISCAL YEAR 2020**

	FY 2020 YTD	FY 2019 YTD	FY 2018 YTD	FY 2017 YTD
RESERVE FUND APPROPRIATION:	100,000.00	100,000.00	100,000.00	100,000.00
USES:				
Assessors	-	-	-	-
Board of Health	-	-	-	-
Department of Public Works	-	-	(36,698.00)	-
Finance/IT	-	(11,576.00)	-	-
Fire	-	-	-	-
Inspectional Services	-	-	-	-
Police	-	-	-	-
Recreation	-	-	-	-
Town Clerk	-	-	-	-
Town Manager	-	-	(57,548.86)	-
Treasurer/Collector	-	(13,912.16)	-	-
Water	-	-	-	(100,000.00)
Total Uses	-	(25,488.16)	(94,246.86)	(100,000.00)
Balance of Reserve Fund	100,000.00	74,511.84	5,753.14	-

**TOWN OF HAMILTON, MASSACHUSETTS
CAPITAL PROJECT FUNDS
FISCAL YEAR 2020
AS OF SEPTEMBER 30, 2019**

FUND	FUND DESCRIPTION	CASH BALANCE
0224	CHAPTER 90	(5,894.63)
0306	LANDFILL	-
0307	WATER DISTRIBUTION	252,246.83
0308	BRIDGE ST CULVERT	(163,021.28)
0311	FIELD RENOVATION	664.32
	TOTAL CAPITAL PROJECT FUNDS	83,995.24

TOWN OF HAMILTON, MASSACHUSETTS
SPECIAL REVENUE / REVOLVING FUNDS / GRANTS
FISCAL YEAR 2020
AS OF SEPTEMBER 30, 2019

FUND	FUND DESCRIPTION	FUND BALANCE
0203	HAMILTON FOUNDATION	18,528.71
0204	RESERVE BOND PREMIUM	22,190.63
0217	PSB EMERGENCY GENERATORS	67,025.76
0219	FED FDA GRANT	1,500.00
0222	CULTURAL COUNCIL LOCAL GRANT	4,951.78
0240	COA REVOLVING FUND	4,861.50
0243	ELDER AFFAIRS GRANT	85.82
0246	MEMA/FEMA GRANT	(3,947.73)
0248	BULLET PROOF VEST	-
0249	LAW ENFORCEMENT CH 94 SEC 47	12,557.50
0251	INSURANCE REIMB < \$20,000	125,708.95
0253	POLICE/FIRE ACCIDENTAL	7,536.76
0254	TRANSPORTATION INFRASTRUCTURE	960.60
0260	COMMUNITY PRESERVATION ACT	813,274.58
0261	MVP GRANT	15,000.00
0268	EDS & CLINICS REVOLVING FUND	25,493.09
0271	POLICE REVOLVING	(7,645.01)
0272	FIRE REVOLVING	3,401.88
0273	RECREATION & PARK REVOLVING	242,618.32
0274	WETLANDS PROTECTION	23,850.49
0277	ELECTIONS REIMBURSEMENTS	41,374.22
0278	POLICE GIFT FUND	2,941.63
0279	SEPTIC LOAN PROGRAM	104,955.67
0281	FIRE GIFT FUND	10,341.29
0282	CONSULTING FEES	9,047.14
0283	ZONING BOARD CONSULTING FEES	191.67
0284	FACILITY/GROUNDS GIFT	3,022.43
0287	COMPLETE STREETS PRIORITIZATION GRANT	(2,667.69)
0289	EOPSS 911 GRANT	-
0291	GREEN COMMUNITIES GRANT	25,200.00
0293	POOL REVOLVING FUND	(34,201.87)
0294	RECYCLING DIVIDENDS PROGRAM	(5,360.46)
8020	SALE OF LOTS & GRAVES	183,632.20
9030	PATTON HOMESTEAD	326,214.00
	TOTAL SPECIAL REVENUE FUNDS	2,042,643.86

**TOWN OF HAMILTON, MASSACHUSETTS
COMMUNITY PRESERVATION FUND
FROM JULY 1, 2012 THROUGH SEPTEMBER 30, 2019**

Balance as of July 1, 2012	1,906,504.17
Revenues:	
Community Preservation Surcharge	340,632.05
Distributions from State	92,731.00
Net investment earnings	11,421.56
Gifts, Grants, Donations	18,870.00
Other	765.99
Expenditures:	
Open Space	(38,730.55)
Historic Resources	(2,180.00)
Community Housing	-
Community Recreation	(23,695.96)
Debt Service	(47,800.00)
Administrative Expenses	(17,484.76)
Other	-
	<hr/>
Total	334,529.33
	<hr/>
Balance as of June 30, 2013	<u>2,241,033.50</u>
Revenues:	
Community Preservation Surcharge	348,442.49
Distributions from State	177,992.00
Net investment earnings	22,232.76
Gifts, Grants, Donations	9,930.00
Other	608.50
Expenditures:	
Open Space	(6,359.32)
Historic Resources	(112,552.65)
Community Housing	-
Community Recreation	(158,030.00)
Debt Service	(47,000.00)
Administrative Expenses	(17,072.19)
Other	(10,449.86)
	<hr/>
Total	207,741.73
	<hr/>
Balance as of June 30, 2014	<u>2,448,775.23</u>
Revenues:	
Community Preservation Surcharge	369,934.80
Distributions from State	110,608.00
Net investment earnings	23,808.30
Gifts, Grants, Donations	5,000.00
Other	859.97

**TOWN OF HAMILTON, MASSACHUSETTS
COMMUNITY PRESERVATION FUND
FROM JULY 1, 2012 THROUGH SEPTEMBER 30, 2019**

Expenditures:	
Open Space	(13,122.78)
Historic Resources	(9,803.51)
Community Housing	-
Community Recreation	(97,100.00)
Debt Service	(46,200.00)
Administrative Expenses	(15,194.22)
Other	(15,248.83)
	<u>313,541.73</u>
Total	313,541.73
Balance as of June 30, 2015	<u><u>2,762,316.96</u></u>
Revenues:	
Community Preservation Surcharge	392,916.49
Distributions from State	108,237.00
Net investment earnings	20,420.60
Gifts, Grants, Donations	-
Other	832.59
Expenditures:	
Open Space	(1,923,163.75)
Historic Resources	(88,407.00)
Community Housing	-
Community Recreation	-
Debt Service	(45,400.00)
Administrative Expenses	(21,272.40)
Other	(11,321.15)
	<u>(1,567,157.62)</u>
Total	(1,567,157.62)
Balance as of June 30, 2016	<u><u>1,195,159.34</u></u>
Revenues:	
Community Preservation Surcharge	405,388.14
Distributions from State	81,253.00
Net investment earnings	12,126.28
Gifts, Grants, Donations	-
Other	664.37
Expenditures:	
Open Space	(44,647.00)
Historic Resources	(28,826.43)
Community Housing	(262,990.00)
Community Recreation	-
Debt Service	(47,914.65)
Administrative Expenses	(17,484.46)
Other	(8,952.65)
	<u>88,616.60</u>
Total	88,616.60
Balance as of June 30, 2017	<u><u>1,283,775.94</u></u>

**TOWN OF HAMILTON, MASSACHUSETTS
COMMUNITY PRESERVATION FUND
FROM JULY 1, 2012 THROUGH SEPTEMBER 30, 2019**

Revenues:	
Community Preservation Surcharge	413,336.51
Distributions from State	69,734.00
Net investment earnings	11,542.35
Gifts, Grants, Donations	-
Other	508.53
Expenditures:	
Open Space	(51,495.00)
Historic Resources	(41,990.66)
Community Housing	(515,300.00)
Community Recreation	-
Debt Service	(154,609.72)
Administrative Expenses	(17,603.70)
Other	(7,203.80)
Total	<u>(293,081.49)</u>
Balance as of June 30, 2018	<u>990,694.45</u>
Revenues & Transfers In:	
Community Preservation Surcharge	452,556.27
Distributions from State	78,798.00
Net investment earnings	14,897.37
Gifts, Grants, Donations	-
Other	547.77
Transfer from Affordable Housing Trust	217,151.80
Expenditures:	
Open Space	(40,005.73)
Historic Resources	(328,502.11)
Community Housing	(269,042.17)
Community Recreation	-
Debt Service	(156,400.00)
Administrative Expenses	(20,963.34)
Other	(5,652.95)
Total	<u>(56,615.09)</u>
Balance as of June 30, 2019	<u>934,079.36</u>
Revenues:	
Community Preservation Surcharge	114,575.10
Distributions from State	-
Net investment earnings	3,816.52
Gifts, Grants, Donations	-
Other	81.49

**TOWN OF HAMILTON, MASSACHUSETTS
COMMUNITY PRESERVATION FUND
FROM JULY 1, 2012 THROUGH SEPTEMBER 30, 2019**

Expenditures:	
Open Space	(800.00)
Historic Resources	(210,837.00)
Community Housing	(21,973.83)
Community Recreation	-
Debt Service	-
Administrative Expenses	(5,322.57)
Other	<u>(344.49)</u>
Total	<u>(120,804.78)</u>
Balance as of September 30, 2019	<u><u>813,274.58</u></u>

TOWN OF HAMILTON, MASSACHUSETTS
M.G.L. CHAPTER 44 SECTION 53 E 1/2 - REVOLVING FUNDS
FISCAL YEAR 2020
AS OF SEPTEMBER 30, 2019

	Recreation and Parks 0273	Pool 0293	COA 0240	Emergency Dispensing Svcs & Clinics 0268	Total
Balance as of July 1, 2019	308,028.52	19,505.50	4,772.50	26,986.15	359,292.67
Total Revenue	78,597.65	13,751.50	89.00	1,992.01	94,430.16
Total Expenditures	(144,007.85)	(67,458.87)	-	(3,485.07)	(214,951.79)
Balance as of September 30, 2019	<u>242,618.32</u>	<u>(34,201.87)</u>	<u>4,861.50</u>	<u>25,493.09</u>	<u>238,771.04</u>
SPENDING LIMIT PER 2019 SPRING TOWN MEETING	300,000	125,000	20,000	20,000	

**TOWN OF HAMILTON, MASSACHUSETTS
TRUST FUNDS
FISCAL YEAR 2020
AS OF SEPTEMBER 30, 2019**

FUND	FUND DESCRIPTION	FUND BALANCE
8000	CEMETERY PERPETUAL CARE PRINC	289,383.75
8030	JUSTIN W GRIESS FUND	7,808.63
8040	VICTORIA T COOLIDGE FUND	9,743.00
8050	AUGUSTUS GOODWIN FUND	5,426.33
8150	ELIZABETH S BROWN	1,124.86
8160	M ELIZABETH FITZ	31.27
8170	RUDOLPHE A SMERAGE	1,515.75
8180	LESTER F STANLEY	588.97
8190	A ANDREW HARADEN	84.71
8200	ESTHER KNOWLTON	2,902.56
8210	A C WHIPPLE FLOWER FUND	2,605.29
8220	ELINOR WHIPPLE	591.77
8230	DANIEL & GEORGE ROBERTS	2,845.77
8240	ISAAC D PATCH	1,245.57
8250	ETHEL & WARREN CROSBY	407.58
8300	CLARK FUND	218,966.23
8310	CONSERVATION COMMISSION	88,352.01
8330	STABILIZATION FUND	1,160,935.85
8335	OPEB - TRUST	646,764.38
8340	AFFORDABLE HOUSING TRUST	462,361.81
8360	RECREATION FIELDS STABILIZATION	546,821.96
8380	CAPITAL STABILIZATION FUND	503,023.00
8420	DONALD M KEYSER PARK & PLAYGRD	18,993.45
8430	CROWELL FAMILY FLAG FUND	4,433.33
	TOTAL TRUST FUNDS	3,976,957.83

**TOWN OF HAMILTON, MASSACHUSETTS
STABILIZATION FUND ACTIVITY
FROM JULY 1, 2012 THROUGH SEPTEMBER 30, 2019**

	GENERAL STABILIZATION FUND	RECREATION STABILIZATION FUND	CAPITAL STABILIZATION FUND	TOTAL STABILIZATION FUNDS
<i>Beginning Balance 7/1/12</i>	733,123.50	-	-	733,123.50
FY13 - Interest Earned/Unrealized G/L	4,109.30	-	-	4,109.30
FY13 - Appropriation/Transfers In	-	-	-	-
FY13 - Expenditures/Transfers Out	-	-	-	-
FY13 - Ending Balance	737,232.80	-	-	737,232.80
FY14 - Beginning Balance	737,232.80	-	-	737,232.80
FY14 - Interest Earned/Unrealized G/L	16,259.68	-	-	16,259.68
FY14 - Appropriation/Transfers In	-	-	-	-
FY14 - Expenditures/Transfers Out	(3,732.48)	-	-	(3,732.48)
FY14 - Ending Balance	749,760.00	-	-	749,760.00
FY15 - Beginning Balance	749,760.00	-	-	749,760.00
FY15 - Interest Earned/Unrealized G/L	14,898.38	-	-	14,898.38
FY15 - Appropriation/Transfers In	-	-	-	-
FY15 - Expenditures/Transfers Out	(3,972.49)	-	-	(3,972.49)
FY15 - Ending Balance	760,685.89	-	-	760,685.89
FY16 - Beginning Balance	760,685.89	-	-	760,685.89
FY16 - Interest Earned/Unrealized G/L	31,590.44	13,970.33	-	45,560.77
FY16 - Appropriation/Transfers In	750,000.00	500,000.00	-	1,250,000.00
FY16 - Expenditures/Transfers Out	(505,521.39)	(1,717.64)	-	(507,239.03)
FY16 - Ending Balance	1,036,754.94	512,252.69	-	1,549,007.63
FY17 - Beginning Balance	1,036,754.94	512,252.69	-	1,549,007.63
FY17 - Interest Earned/Unrealized G/L	18,041.90	11,747.07	-	29,788.97
FY17 - Appropriation/Transfers In	-	-	-	-
FY17 - Expenditures/Transfers Out	(254,123.84)	(2,685.01)	-	(256,808.85)
FY17 - Ending Balance at 6/30/2017	800,673.00	521,314.75	-	1,321,987.75

**TOWN OF HAMILTON, MASSACHUSETTS
STABILIZATION FUND ACTIVITY
FROM JULY 1, 2012 THROUGH SEPTEMBER 30, 2019**

	GENERAL STABILIZATION FUND	RECREATION STABILIZATION FUND	CAPITAL STABILIZATION FUND	TOTAL STABILIZATION FUNDS
FY18 - Beginning Balance	800,673.00	521,314.75	-	1,321,987.75
FY18 - Interest Earned/Unrealized G/L	21,351.93	13,902.14	-	35,254.07
FY18 - Appropriation/Transfers In	-	-	-	-
FY18 - Expenditures/Transfers Out	(4,105.39)	(2,673.03)	-	(6,778.42)
FY18 - Ending Balance at 6/30/2018	817,919.54	532,543.86	-	1,350,463.40
FY19 - Beginning Balance	817,919.54	532,543.86	-	1,350,463.40
FY19 - Interest Earned/Unrealized G/L	21,493.08	13,994.05	-	35,487.13
FY19 - Appropriation/Transfers In	-	-	-	-
FY19 - Expenditures/Transfers Out	(4,150.61)	(2,702.45)	-	(6,853.06)
FY19 - Ending Balance at 6/30/2019	835,262.01	543,835.46	-	1,379,097.47
FY20 - Beginning Balance	835,262.01	543,835.46	-	1,379,097.47
FY20 - Interest Earned/Unrealized G/L	5,670.03	2,986.50	-	8,656.53
FY20 - Appropriation/Transfers In	321,087.00	-	503,023.00	321,087.00
FY20 - Expenditures/Transfers Out	(1,083.19)	-	-	(1,083.19)
FY20 - Ending Balance at 9/30/2019	1,160,935.85	546,821.96	503,023.00	1,707,757.81

TOWN OF HAMILTON, MASSACHUSETTS
OTHER POST EMPLOYMENT BENEFITS FUND
FROM JULY 1, 2012 THROUGH SEPTEMBER 30, 2019

Balance as of July 1, 2012	50,238.05
Revenue & Transfers In:	
Net investment earnings	3,411.88
Transfer from General Fund	25,000.00
	<hr/>
Total	28,411.88
Balance as of June 30, 2013	<u>78,649.93</u>
Revenue & Transfers In:	
Net investment earnings	7,209.94
Transfer from General Fund	25,000.00
Expenditures:	
Bank & investment service	(517.47)
	<hr/>
Total	31,692.47
Balance as of June 30, 2014	<u>110,342.40</u>
Revenue & Transfers In:	
Net investment earnings	9,374.06
Transfer from General Fund	25,000.00
Expenditures:	
Bank & investment service	(1,144.22)
	<hr/>
Total	33,229.84
Balance as of June 30, 2015	<u>143,572.24</u>
Revenue & Transfers In:	
Net investment earnings	8,010.09
Transfer from General Fund	25,000.00
Expenditures:	
Bank & investment service	(4,094.49)
	<hr/>
Total	28,915.60
Balance as of June 30, 2016	<u>172,487.84</u>
Revenue & Transfers In:	
Net investment earnings	11,166.16
Transfer from General Fund	75,000.00
Expenditures:	
Bank & investment service	(1,233.40)
	<hr/>
Total	84,932.76
Balance as of June 30, 2017	<u>257,420.60</u>
Revenue & Transfers In:	
Net investment earnings	18,189.51
Transfer from General Fund	100,000.00
Expenditures:	
Bank & investment service	(1,784.79)
	<hr/>
Total	116,404.72
Balance as of June 30, 2018	<u>373,825.32</u>
Revenue & Transfers In:	
Net investment earnings	25,319.06
Transfer from General Fund	125,000.00
Expenditures:	
Bank & investment service	(2,397.25)
	<hr/>
Total	147,921.81
Balance as of June 30, 2019	<u>521,747.13</u>
Revenue & Transfers In:	
Net investment earnings	687.31
Transfer from General Fund	125,000.00
Expenditures:	
Bank & investment service	(670.06)
	<hr/>
Total	125,017.25
Balance as of September 30, 2019	<u>646,764.38</u>

**TOWN OF HAMILTON, MASSACHUSETTS
AFFORDABLE HOUSING TRUST FUND
FROM JULY 1, 2012 THROUGH SEPTEMBER 30, 2019**

Balance as of July 1, 2012	125,160.37
Revenue & Transfers In:	
Net investment earnings	125.21
Expenditures:	
Personnel expenses	-
Other expenses	<u>(13,100.00)</u>
Total	<u>(12,974.79)</u>
Balance as of June 30, 2013	<u>112,185.58</u>
Revenue & Transfers In:	
Net investment earnings	106.86
Expenditures:	
Personnel expenses	(3,453.75)
Other expenses	<u>(6,900.00)</u>
Total	<u>(10,246.89)</u>
Balance as of June 30, 2014	<u>101,938.69</u>
Revenue & Transfers In:	
Net investment earnings	100.10
Expenditures:	
Personnel expenses	(2,955.00)
Other expenses	<u>-</u>
Total	<u>(2,854.90)</u>
Balance as of June 30, 2015	<u>99,083.79</u>
Revenue & Transfers In:	
Net investment earnings	163.18
Contractors contribution	156,480.00
Expenditures:	
Personnel expenses	-
Other expenses	<u>(19,500.00)</u>
Total	<u>137,143.18</u>
Balance as of June 30, 2016	<u>236,226.97</u>
Revenue & Transfers In:	
Net investment earnings	333.88
Transfer from CPA	249,990.00
Expenditures:	
Personnel expenses	(10,289.17)
Other expenses	<u>(258,786.00)</u>
Total	<u>(18,751.29)</u>
Balance as of June 30, 2017	<u>217,475.68</u>
Revenue & Transfers In:	
Net investment earnings	3,450.60
Transfer from CPA	400,000.00
Expenditures:	
Personnel expenses	(11,400.74)
Other expenses	<u>(306,016.00)</u>
Total	<u>86,033.86</u>
Balance as of June 30, 2018	<u>303,509.54</u>

**TOWN OF HAMILTON, MASSACHUSETTS
AFFORDABLE HOUSING TRUST FUND
FROM JULY 1, 2012 THROUGH SEPTEMBER 30, 2019**

Revenue & Transfers In:	
Net investment earnings	3,768.53
Transfer from CPA	100,000.00
Expenditures:	
Personnel expenses	(10,607.32)
Other expenses	295,336.00
Transfer to CPA Fund	<u>(217,151.80)</u>
Total	<u>171,345.41</u>
Balance as of June 30, 2019	<u>474,854.95</u>
Revenue & Transfers In:	
Net investment earnings	853.03
Expenditures:	
Personnel expenses	(3,846.17)
Other expenses	<u>(9,500.00)</u>
Total	<u>(12,493.14)</u>
Balance as of September 30, 2019	<u>462,361.81</u>

**TOWN OF HAMILTON, MASSACHUSETTS
PATTON HOMESTEAD SPECIAL FUND
FROM JULY 1, 2017 THROUGH SEPTEMBER 30, 2019**

Balance as of July 1, 2017	-
Revenue & Transfers In:	
Net investment earnings	239.15
Transfer from Trust Fund	390,311.24
Expenditures:	
Contract services (i.e. utilities, repairs & maintenance)	(917.03)
Professional services (i.e. litigation, consulting, voice data)	(25,316.24)
Supplies (i.e. building & groundskeeping)	(95.97)
Net	364,221.15
Balance as of June 30, 2018	364,221.15
Revenue & Transfers In:	
Special events income	340.00
Rental income	4,500.00
Net investment earnings	2,695.03
Transfer from General Fund	90,011.00
Expenditures:	
Personnel expenses	(21,640.94)
Contract services (i.e. utilities, repairs & maintenance)	(25,761.62)
Professional services (i.e. litigation, consulting, voice data)	(12,970.14)
Supplies (i.e. building & groundskeeping)	(4,280.86)
Insurances	(6,335.68)
Transfer to General Fund (indirect costs)	(12,922.99)
Capital	(124,176.55)
Net	(110,542.75)
Balance as of June 30, 2019	253,678.40
Revenue & Transfers In:	
Special events income	875.00
Rental income	2,000.00
Net investment earnings	488.59
Transfer from General Fund	86,343.00
Expenditures:	
Personnel expenses	(14,869.41)
Contract services (i.e. utilities, repairs & maintenance)	(1,929.59)
Professional services (i.e. litigation, consulting, voice data)	(349.92)
Supplies (i.e. building & groundskeeping)	(22.07)
Net	72,535.60
Balance as of September 30, 2019	326,214.00

For informational purposes only:

The Patton Ridge properties generated \$37,267.70 in real estate tax revenue for the 1st quarter. Since its inception, the Patton Ridge properties have generated \$398,227.54 in real estate tax revenue. Per Massachusetts General Law, all tax revenue is recorded in the General Fund therefore this revenue is not reflected in the fund above.

**TOWN OF HAMILTON, MASSACHUSETTS
WATER ENTERPRISE FUND
FROM JULY 1, 2012 THROUGH SEPTEMBER 30, 2019**

Balance as of July 1, 2012	351,958.33
Revenue & Transfers In	1,000,588.30
Expenditures & Transfers Out	<u>(1,065,852.95)</u>
Total	<u>(65,264.65)</u>
Balance as of June 30, 2013	<u>286,693.68</u>
Revenue & Transfers In	1,032,148.35
Expenditures & Transfers Out	<u>(961,262.28)</u>
Total	<u>70,886.07</u>
Balance as of June 30, 2014	<u>357,579.75</u>
Revenue & Transfers In	1,308,572.71
Expenditures & Transfers Out	<u>(1,086,987.82)</u>
Total	<u>221,584.89</u>
Balance as of June 30, 2015	<u>579,164.64</u>
Revenue & Transfers In	1,720,591.84
Expenditures & Transfers Out	<u>(1,406,240.85)</u>
Total	<u>314,350.99</u>
Balance as of June 30, 2016	<u>893,515.63</u>
Revenue & Transfers In	1,892,250.36
Expenditures & Transfers Out	<u>(1,530,608.34)</u>
Total	<u>361,642.02</u>
Balance as of June 30, 2017	<u>1,255,157.65</u>
Revenue & Transfers In	1,705,552.34
Expenditures & Transfers Out	<u>(1,839,866.84)</u>
Total	<u>(134,314.50)</u>
Balance as of June 30, 2018	<u>1,120,843.15</u>
Revenue & Transfers In	1,657,216.23
Expenditures & Transfers Out	<u>(1,708,281.96)</u>
Total	<u>(51,065.73)</u>
Balance as of June 30, 2019	<u>1,069,777.42</u>
Revenue & Transfers In	424,509.08
Expenditures & Transfers Out	<u>(589,486.42)</u>
Total	<u>(164,977.34)</u>
Balance as of September 30, 2019	<u>904,800.08</u>

TOWN OF HAMILTON, MASSACHUSETTS
WATER ENTERPRISE FUND
FISCAL YEAR 2020
AS OF SEPTEMBER 30, 2019

FISCAL YEAR 2020				
	Revised Budget*	Actual	Budget Surplus/(Deficit)	% of Budget Collected/Spent
REVENUES:				
User charges	1,615,000.00	414,785.04	(1,200,214.96)	25.68%
Penalties & interest charges	5,000.00	2,255.33	(2,744.67)	45.11%
Water liens	35,000.00	1,576.10	(33,423.90)	4.50%
Other miscellaneous revenue	7,500.00	2,438.28	(5,061.72)	32.51%
Investment Income	4,000.00	3,454.33	(545.67)	86.36%
Total Revenue	1,666,500.00	424,509.08	(1,241,990.92)	25.47%
EXPENDITURES:				
Personnel services	374,444.51	72,269.24	302,175.27	19.30%
Contract services	223,100.00	29,793.11	193,306.89	13.35%
Professional services	79,000.00	9,975.15	69,024.85	12.63%
Equipment supplies	22,150.00	4,269.82	17,880.18	19.28%
Water supplies	50,700.00	10,220.13	40,479.87	20.16%
Miscellaneous expenses	19,900.00	765.00	19,135.00	3.84%
Debt service	633,248.00	-	633,248.00	0.00%
Operating capital	43,411.56	27,351.15	16,060.41	63.00%
Prior year encumbrance	15,212.82	15,212.82	-	100.00%
Total Expenditures	1,461,166.89	169,856.42	1,291,310.47	11.62%
OTHER FINANCING SOURCES/(USES):				
Indirects to the General Fund	(419,630.00)	(419,630.00)	-	100.00%
Total OFS/(OFU)	(419,630.00)	(419,630.00)	-	100.00%
Net activity	(214,296.89)	(164,977.34)		

* Includes prior year encumbrances and carryforwards